



INTERNATIONAL APPLICATION PUBLISHED UNDER THE PATENT COOPERATION TREATY (PCT)

<p>(51) International Patent Classification ⁶ : C07D 263/32, A61K 31/42, C07D 413/12, C07C 275/28, 275/34, 275/42</p>	A1	<p>(11) International Publication Number: WO 97/40028</p> <p>(43) International Publication Date: 30 October 1997 (30.10.97)</p>								
<p>(21) International Application Number: PCT/US97/06623</p> <p>(22) International Filing Date: 21 April 1997 (21.04.97)</p> <p>(30) Priority Data:</p> <table border="0"> <tr> <td>08/636,361</td> <td>23 April 1996 (23.04.96)</td> <td>US</td> </tr> <tr> <td>08/801,780</td> <td>14 February 1997 (14.02.97)</td> <td>US</td> </tr> <tr> <td>08/832,165</td> <td>2 April 1997 (02.04.97)</td> <td>US</td> </tr> </table> <p>(71) Applicant: VERTEX PHARMACEUTICALS INCORPORATED [US/US]; 130 Waverly Street, Cambridge, MA 02139-4242 (US).</p> <p>(72) Inventors: ARMISTEAD, David, M.; Five Cutting Drive, Maynard, MA 01574 (US). BADIA, Michael, C.; 20 Meadowbrook Road, Bedford, MA 01730 (US). BEMIS, Guy, W.; 256 Appleton Street, Arlington, MA 02174 (US). BETHIEL, Randy, S.; 28 Haskell Street, Allston, MA 02134 (US). FRANK, Catharine, A.; 374 Simpson Road, Marlborough, MA 01752 (US). NOVAK, Perry, M.; 35 Debbie Lane, Milford, MA 01757 (US). RONKIN, Steven, M.; 39 Bridge Street #14, Watertown, MA 02172 (US). SAUNDERS, Jeffrey, O.; 164 Parker Street, Acton, MA 01720 (US).</p>	08/636,361	23 April 1996 (23.04.96)	US	08/801,780	14 February 1997 (14.02.97)	US	08/832,165	2 April 1997 (02.04.97)	US	<p>(74) Agents: HALEY, James, F., Jr. et al.; Fish & Neave, 1251 Avenue of the Americas, New York, NY 10020-1104 (US).</p> <p>(81) Designated States: AL, AM, AT, AU, AZ, BA, BB, BG, BR, BY, CA, CH, CN, CU, CZ, DE, DK, EE, ES, FI, GB, GE, GH, HU, IL, IS, JP, KE, KG, KP, KR, KZ, LC, LK, LR, LS, LT, LU, LV, MD, MG, MK, MN, MW, MX, NO, NZ, PL, PT, RO, RU, SD, SE, SG, SI, SK, TJ, TM, TR, TT, UA, UG, UZ, VN, YU. ARIPO patent (GH, KE, LS, MW, SD, SZ, UG), Eurasian patent (AM, AZ, BY, KG, KZ, MD, RU, TJ, TM), European patent (AT, BE, CH, DE, DK, ES, FI, FR, GB, GR, IE, IT, LU, MC, NL, PT, SE), OAPI patent (BF, BJ, CF, CG, CI, CM, GA, GN, ML, MR, NE, SN, TD, TG).</p> <p>Published <i>With international search report.</i></p>
08/636,361	23 April 1996 (23.04.96)	US								
08/801,780	14 February 1997 (14.02.97)	US								
08/832,165	2 April 1997 (02.04.97)	US								
<p>(54) Title: UREA DERIVATIVES AS INHIBITORS OF IMPDH ENZYME</p> <p>(57) Abstract</p> <p>The present invention relates to a novel class of compounds which are IMPDH inhibitors. This invention also relates to pharmaceutical compositions comprising these compounds. The compounds and pharmaceutical compositions of this invention are particularly well suited for inhibiting IMPDH enzyme activity and consequently, may be advantageously used as therapeutic agents for IMPDH mediated processes. This invention also relates to methods for inhibiting the activity of IMPDH using the compounds of this invention and related compounds.</p>										

FOR THE PURPOSES OF INFORMATION ONLY

Codes used to identify States party to the PCT on the front pages of pamphlets publishing international applications under the PCT.

AL	Albania	ES	Spain	LS	Lesotho	SI	Slovenia
AM	Armenia	FI	Finland	LT	Lithuania	SK	Slovakia
AT	Austria	FR	France	LU	Luxembourg	SN	Senegal
AU	Australia	GA	Gabon	LV	Latvia	SZ	Swaziland
AZ	Azerbaijan	GB	United Kingdom	MC	Monaco	TD	Chad
BA	Bosnia and Herzegovina	GE	Georgia	MD	Republic of Moldova	TG	Togo
BB	Barbados	GH	Guinea	MG	Madagascar	TJ	Tajikistan
BE	Belgium	GN	Guinea	MK	The former Yugoslav Republic of Macedonia	TM	Turkmenistan
BF	Burkina Faso	GR	Greece	ML	Mali	TN	Turkey
BG	Bulgaria	HU	Hungary	MN	Mongolia	TT	Trinidad and Tobago
BJ	Benin	IE	Ireland	MR	Mauritania	UA	Ukraine
BR	Brazil	IL	Israel	MW	Malawi	UG	Uganda
BY	Belarus	IS	Iceland	MX	Mexico	US	United States of America
CA	Canada	IT	Italy	NE	Niger	UZ	Uzbekistan
CF	Central African Republic	JP	Japan	NL	Netherlands	VN	Viet Nam
CG	Congo	KE	Kenya	NO	Norway	YU	Yugoslavia
CH	Switzerland	KG	Kyrgyzstan	NZ	New Zealand	ZW	Zimbabwe
CI	Côte d'Ivoire	KP	Democratic People's Republic of Korea	PL	Poland		
CM	Cameroon	KR	Republic of Korea	PT	Portugal		
CN	China	KZ	Kazakstan	RO	Romania		
CU	Cuba	LC	Saint Lucia	RU	Russian Federation		
CZ	Czech Republic	LI	Liechtenstein	SD	Sudan		
DE	Germany	LK	Sri Lanka	SE	Sweden		
DK	Denmark	LR	Liberia	SG	Singapore		
EE	Estonia						

UREA DERIVATIVES AS INHIBITORS OF IMPDH ENZYME

TECHNICAL FIELD OF THE INVENTION

The present invention relates to a novel
5 class of compounds which inhibit IMPDH. This invention
also relates to pharmaceutical compositions comprising
these compounds. The compounds and pharmaceutical
compositions of this invention are particularly well
suited for inhibiting IMPDH enzyme activity and
10 consequently, may be advantageously used as therapeutic
agents for IMPDH mediated processes. This invention
also relates to methods for inhibiting the activity of
IMPDH using the compounds of this invention and related
compounds.

15

BACKGROUND OF THE INVENTION

The synthesis of nucleotides in organisms is
required for the cells in those organisms to divide and
replicate. Nucleotide synthesis in mammals may be
20 achieved through one of two pathways: the *de novo*

- 2 -

synthesis pathway or the salvage pathway. Different cell types use these pathways to a different extent.

Inosine-5'-monophosphate dehydrogenase (IMPDH; EC 1.1.1.205) is an enzyme involved in the *de novo* synthesis of guanosine nucleotides. IMPDH catalyzes the NAD-dependent oxidation of inosine-5'-monophosphate (IMP) to xanthosine-5'-monophosphate (XMP) [Jackson R.C. et. al., Nature, 256, pp. 331-333, (1975)].

IMPDH is ubiquitous in eukaryotes, bacteria and protozoa [Y. Natsumeda & S.F. Carr, Ann. N.Y. Acad., 696, pp. 88-93 (1993)]. The prokaryotic forms share 30-40% sequence identity with the human enzyme. Regardless of species, the enzyme follows an ordered Bi-Bi reaction sequence of substrate and cofactor binding and product release. First, IMP binds to IMPDH. This is followed by the binding of the cofactor NAD. The reduced cofactor, NADH, is then released from the product, followed by the product, XMP [S.F. Carr et al., J. Biol. Chem., 268, pp. 27286-90 (1993); E.W. Holmes et al., Biochim. Biophys. Acta, 364, pp. 209-217 (1974)]. This mechanism differs from that of most other known NAD-dependent dehydrogenases, which have either a random order of substrate addition or require NAD to bind before the substrate.

Two isoforms of human IMPDH, designated type I and type II, have been identified and sequenced [F.R. Collart and E. Huberman, J. Biol. Chem., 263, pp. 15769-15772, (1988); Y. Natsumeda et. al., J. Biol. Chem., 265, pp. 5292-5295, (1990)]. Each is 514 amino acids, and they share 84% sequence identity. Both IMPDH type I and type II form active tetramers in solution, with subunit molecular weights of 56 kDa [Y.

- 3 -

Yamada et. al., Biochemistry, 27, pp. 2737-2745 (1988)].

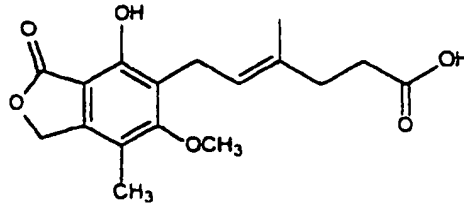
5 The *de novo* synthesis of guanosine nucleotides, and thus the activity of IMPDH, is particularly important in B and T-lymphocytes. These cells depend on the *de novo*, rather than salvage pathway to generate sufficient levels of nucleotides necessary to initiate a proliferative response to mitogen or antigen [A.C. Allison et. al., Lancet II, 10 1179, (1975) and A.C. Allison et. al., Ciba Found. Symp., 48, 207, (1977)]. Thus, IMPDH is an attractive target for selectively inhibiting the immune system without also inhibiting the proliferation of other cells.

15 Immunosuppression has been achieved by inhibiting a variety of enzymes including for example, the phosphatase calcineurin (inhibited by cyclosporin and FK-506); dihydroorotate dehydrogenase, an enzyme involved in the biosynthesis of pyrimidines (inhibited 20 by leflunomide and brequinar); the kinase FRAP (inhibited by rapamycin); and the heat shock protein hsp70 (inhibited by deoxyspergualin). [See B. D. Kahan, Immunological Reviews, 136, pp. 29-49 (1993); R. E. Morris, The Journal of Heart and Lung Transplantation, 25 12(6), pp. S275-S286 (1993)].

Inhibitors of IMPDH are also known. United States patents 5,380,879 and 5,444,072 and PCT publications WO 94/01105 and WO 94/12184 describe mycophenolic acid (MPA) and some of its derivatives as 30 potent, uncompetitive, reversible inhibitors of human IMPDH type I ($K_i=33$ nM) and type II ($K_i=9$ nM). MPA has been demonstrated to block the response of B and T-

- 4 -

cells to mitogen or antigen [A. C. Allison et. al.,
Ann. N. Y. Acad. Sci., 696, 63, (1993)].



5

MPA

Immunosuppressants, such as MPA, are useful
drugs in the treatment of transplant rejection and
autoimmune diseases. [R. E. Morris, Kidney Intl., 49,
Suppl. 53, S-26, (1996)]. However, MPA is
10 characterized by undesirable pharmacological
properties, such as gastrointestinal toxicity and poor
bioavailability. [L. M. Shaw, et. al., Therapeutic Drug
Monitoring, 17, pp. 690-699, (1995)].

Nucleoside analogs such as tiazofurin,
15 ribavirin and mizoribine also inhibit IMPDH [L.
Hedstrom, et. al. Biochemistry, 29, pp. 849-854
(1990)]. These compounds, which are competitive
inhibitors of IMPDH, suffer from lack of specificity to
this enzyme.

20 Mycophenolate mofetil, a prodrug which
quickly liberates free MPA in vivo, was recently
approved to prevent acute renal allograft rejection
following kidney transplantation. [L. M. Shaw, et.
al., Therapeutic Drug Monitoring, 17, pp. 690-699,
25 (1995); H. W. Sollinger, Transplantation, 60, pp. 225-
232 (1995)]. Several clinical observations, however,
limit the therapeutic potential of this drug. [L. M.
Shaw, et. al., Therapeutic Drug Monitoring, 17, pp.
690-699, (1995)]. MPA is rapidly metabolized to the

- 5 -

inactive glucuronide *in vivo*. (A.C., Allison and E.M. Eugui, Immunological Reviews, 136, pp. 5-28 (1993)). The glucuronide then undergoes enterohepatic recycling causing accumulation of MPA in the gastrointestinal tract where it cannot exert its IMPDH inhibitory activity on the immune system. This effectively lowers the drug's *in vivo* potency, while increasing its undesirable gastrointestinal side effects.

It is also known that IMPDH plays a role in other metabolic events. Increased IMPDH activity has been observed in rapidly proliferating human leukemic cell lines and other tumor cell lines, indicating IMPDH as a target for anti-cancer as well as immunosuppressive chemotherapy [M. Nagai et. al., Cancer Res., 51, pp. 3886-3890, (1991)]. IMPDH has also been shown to play a role in the proliferation of smooth muscle cells, indicating that inhibitors of IMPDH, such as MPA or rapamycin, may be useful in preventing restenosis or other hyperproliferative vascular diseases [C. R. Gregory et al., Transplantation, 59, pp. 655-61 (1995); PCT publication WO 94/12184; and PCT publication WO 94/01105].

Additionally, IMPDH has been shown to play a role in viral replication in some viral cell lines. [S.F. Carr, J. Biol. Chem., 268, pp. 27286-27290 (1993)]. Analogous to lymphocyte and tumor cell lines, the implication is that the *de novo*, rather than the salvage, pathway is critical in the process of viral replication.

The IMPDH inhibitor ribavirin is currently being evaluated for the treatment of hepatitis-C virus (HCV) and hepatitis-B virus (HBV) infection and disease. Ribavirin enhances the sustained efficacy of

- 6 -

interferon in HBV and HCV treatment. However, the therapeutic potential of ribavirin is limited by its lack of a sustained response in monotherapy and broad cellular toxicity.

5 Thus, there remains a need for potent IMPDH inhibitors with improved pharmacological properties. Such inhibitors would have therapeutic potential as immunosuppressants, anti-cancer agents, anti-vascular hyperproliferative agents, antiinflammatory agents, 10 antifungal agents, antipsoriatic and anti-viral agents.

SUMMARY OF THE INVENTION

The present invention provides compounds, and pharmaceutically acceptable derivatives thereof, that 15 are useful as inhibitors of IMPDH. These compounds can be used alone or in combination with other therapeutic or prophylactic agents, such as anti-virals, anti-inflammatory agents, antibiotics, and immunosuppressants for the treatment or prophylaxis of 20 transplant rejection and autoimmune disease. Additionally, these compounds are useful, alone or in combination with other agents, as therapeutic and prophylactic agents for antiviral, anti-tumor, anti-cancer, anti-inflammatory agents, antifungal agents, 25 antipsoriatic immunosuppressive chemotherapy and restenosis therapy regimens.

The invention also provides pharmaceutical compositions comprising the compounds of this invention, as well as multi-component compositions 30 comprising additional IMPDH compounds together with an immunosuppressant. The invention also provides methods of using the compounds of this invention, as well as other related compounds, for the inhibition of IMPDH.

- 7 -

The compounds of this invention, as well as those used in the methods of this invention demonstrate a different metabolic profile than MPA and its derivatives. Because of this difference, methods of this invention and the compounds used therein may offer advantages as therapeutics for IMPDH mediated disease. These advantages include increased overall therapeutic benefit and reduction in deleterious side effects.

10

DETAILED DESCRIPTION OF THE INVENTION

In order that the invention herein described may be more fully understood, the following detailed description is set forth. In the description, the following abbreviations are used:

15

<u>Designation</u>	<u>Reagent or Fragment</u>
Ac	acetyl
Me	methyl
Et	ethyl
20 Bn	benzyl
CDI	carbonyldiimidazole
DIEA	diisopropylethylamine
DMAP	dimethylaminopyridine
DMF	dimethylformamide
25 DMSO	dimethylsulfoxide
EDC	1-(3-dimethylaminopropyl)-3-ethylcarbodiimide hydrochloride
EtOAc	ethyl acetate
THF	tetrahydrofuran

30

The following terms are employed herein:

Unless expressly stated to the contrary, the terms "-SO₂-" and "-S(O)₂-" as used herein refer to a

- 8 -

sulfone or sulfone derivative (i.e., both appended groups linked to the S), and not a sulfinate ester.

The terms "halo" or "halogen" refer to a radical of fluorine, chlorine, bromine or iodine.

5 The term "immunosuppressant" refers to a compound or drug which possesses immune response inhibitory activity. Examples of such agents include cyclosporin A, FK506, rapamycin, leflunomide, deoxyspergualin, prednisone, azathioprine,
10 mycophenolate mofetil, OKT3, ATAG, interferon and mizoribine.

The term "interferon" refers to all forms of interferons, including but not limited to alpha, beta and gamma forms.

15 IMPDH-mediated disease refers to any disease state in which the IMPDH enzyme plays a regulatory role in the metabolic pathway of that disease. Examples of IMPDH-mediated disease include transplant rejection and autoimmune diseases, such as rheumatoid arthritis,
20 multiple sclerosis, juvenile diabetes, asthma, and inflammatory bowel disease, as well as inflammatory diseases, cancer, viral replication diseases and vascular diseases.

For example, the compounds, compositions and
25 methods of using them of this invention may be used in the treatment of transplant rejection (e.g., kidney, liver, heart, lung, pancreas (islet cells), bone marrow, cornea, small bowel and skin allografts and heart valve xenografts) and autoimmune diseases, such
30 as rheumatoid arthritis, multiple sclerosis, juvenile diabetes, asthma, inflammatory bowel disease (Crohn's disease, ulcerative colitis), lupus, diabetes, mellitus myasthenia gravis, psoriasis, dermatitis, eczema, seborrhoea, pulmonary inflammation, eye uveitis,

- 9 -

hepatitis, Grave's disease, Hashimoto's thyroiditis, Behcet's or Sjorgen's syndrome (dry eyes/mouth), pernicious or immunohaemolytic anaemia, idiopathic adrenal insufficiency, polyglandular autoimmune syndrome, and glomerulonephritis, scleroderma, lichen planus, viteligo (depigmentation of the skin), autoimmune thyroiditis, and alveolitis, inflammatory diseases such as osteoarthritis, acute pancreatitis, chronic pancreatitis, asthma and adult respiratory distress syndrome, as well as in the treatment of cancer and tumors, such as solid tumors, lymphomas and leukemia, vascular diseases, such as restenosis, stenosis and arteriosclerosis, and DNA and RNA viral replication diseases, such as retroviral diseases, and herpes.

Additionally, IMPDH enzymes are also known to be present in bacteria and thus may regulate bacterial growth. As such, the IMPDH-inhibitor compounds, compositions and methods described herein may be useful in treatment or prevention of bacterial infection, alone or in combination with other antibiotic agents.

The term "treating" as used herein refers to the alleviation of symptoms of a particular disorder in a patient or the improvement of an ascertainable measurement associated with a particular disorder. As used herein, the term "patient" refers to a mammal, including a human.

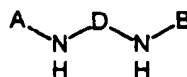
The term "thiocarbamates" refers to compounds containing the functional group $N-SO_2-O$.

The terms "HBV", "HCV" and "HGV" refer to hepatitis-B virus, hepatitis-C virus and hepatitis-G virus, respectively.

- 10 -

According to one embodiment, the invention provides methods of inhibiting IMPDH activity in a mammal comprising the step of administering to said mammal, a compound of formula I:

5



(I)

wherein:

10

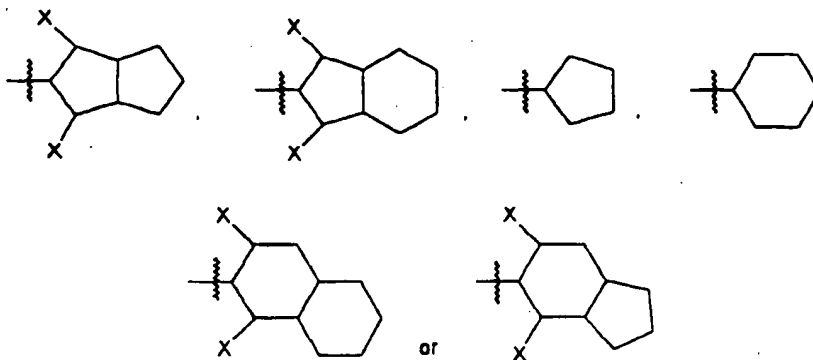
A is selected from:

(C₁-C₆)-straight or branched alkyl, or (C₂-C₆)-straight or branched alkenyl or alkynyl; and A optionally comprises up to 2 substituents, wherein: the first of said substituents, if present, is selected from R¹ or R³, and the second of said substituents, if present, is R¹;

15

20

B is a saturated, unsaturated or partially saturated monocyclic or bicyclic ring system optionally comprising up to 4 heteroatoms selected from N, O, or S and selected from the formulae:



25

wherein each X is the number of hydrogen atoms necessary to complete proper valence;

- 11 -

and B optionally comprises up to 3 substituents,
wherein:

the first of said substituents, if present,
is selected from R¹, R², R⁴ or R⁵,

5 the second of said substituents, if present,
is selected from R¹ or R⁴, and

the third of said substituents, if present,
is R¹; and

D is selected from C(O), C(S), or S(O)₂;

10 wherein:

each R¹ is independently selected from 1,2-
methylenedioxy, 1,2-ethylenedioxy, R⁶ or (CH₂)_n-Y;

wherein n is 0, 1 or 2; and

15 Y is selected from halogen, CN, NO₂, CF₃, OCF₃,
OH, SR⁶, S(O)R⁶, SO₂R⁶, NH₂, NHR⁶, N(R⁶)₂, NR⁶R⁸, COOH,
COOR⁶ or OR⁶;

each R² is independently selected from (C₁-C₄)-
straight or branched alkyl, or (C₂-C₄)-straight or
branched alkenyl or alkynyl; and each R² optionally
20 comprises up to 2 substituents, wherein:

the first of said substituents, if present,
is selected from R¹, R⁴ and R⁵, and

the second of said substituents, if present,
is R¹;

25 R³ is selected from a monocyclic or a bicyclic
ring system consisting of 5 to 6 members per ring,
wherein said ring system optionally comprises up to 4
heteroatoms selected from N, O, or S, and wherein a CH₂
adjacent to any of said N, O, or S heteroatoms is
30 optionally substituted with C(O); and each R³
optionally comprises up to 3 substituents, wherein:

- 12 -

the first of said substituents, if present,
is selected from R^1 , R^2 , R^4 or R^5 ,

the second of said substituents, if present,
is selected from R^1 or R^4 , and

5 the third of said substituents, if present,
is R^1 ;

each R^4 is independently selected from OR^5 ,
 $OC(O)R^6$, $OC(O)R^5$, $OC(O)OR^6$, $OC(O)OR^5$, $OC(O)N(R^6)_2$,
 $OP(O)(OR^6)_2$, SR^6 , SR^5 , $S(O)R^6$, $S(O)R^5$, SO_2R^6 , SO_2R^5 ,
10 $SO_2N(R^6)_2$, $SO_2NR^5R^6$, SO_3R^6 , $C(O)R^5$, $C(O)OR^5$, $C(O)R^6$,
 $C(O)OR^6$, $NC(O)C(O)R^6$, $NC(O)C(O)R^5$, $NC(O)C(O)OR^6$,
 $NC(O)C(O)N(R^6)_2$, $C(O)N(R^6)_2$, $C(O)N(OR^6)R^6$,
 $C(O)N(OR^6)R^5$, $C(NOR^6)R^6$, $C(NOR^6)R^5$, $N(R^6)_2$, $NR^6C(O)R^1$,
 $NR^6C(O)R^6$, $NR^6C(O)R^5$, $NR^6C(O)OR^6$, $NR^6C(O)OR^5$,
15 $NR^6C(O)N(R^6)_2$, $NR^6C(O)NR^5R^6$, $NR^6SO_2R^6$, $NR^6SO_2R^5$,
 $NR^6SO_2N(R^6)_2$, $NR^6SO_2NR^5R^6$, $N(OR^6)R^6$, $N(OR^6)R^5$,
 $P(O)(OR^6)N(R^6)_2$, and $P(O)(OR^6)_2$;

each R^5 is a monocyclic or a bicyclic ring system
consisting of 5 to 6 members per ring, wherein said
20 ring system optionally comprises up to 4 heteroatoms
selected from N, O, or S, and wherein a CH_2 adjacent to
said N, O or S maybe substituted with $C(O)$; and each R^5
optionally comprises up to 3 substituents, each of
which, if present, is R^1 ;

25 each R^6 is independently selected from H, (C_1-C_4) -
straight or branched alkyl, or (C_2-C_4) straight or
branched alkenyl; and

each R^6 optionally comprises a substituent that is R^7 ;

30 R^7 is a monocyclic or a bicyclic ring system
consisting of 5 to 6 members per ring, wherein said

- 13 -

ring system optionally comprises up to 4 heteroatoms selected from N, O, or S, and wherein a CH₂ adjacent to said N, O or S maybe substituted with C(O); and each R⁷ optionally comprises up to 2 substituents independently chosen from H, (C₁-C₄)-straight or branched alkyl, (C₂-C₄) straight or branched alkenyl, 1,2-methylenedioxy, 1,2-ethylenedioxy, or (CH₂)_n-Z;

wherein n is 0, 1 or 2; and

Z is selected from halogen, CN, NO₂, CF₃, OCF₃, OH, S(C₁-C₄)-alkyl, SO(C₁-C₄)-alkyl, SO₂(C₁-C₄)-alkyl, NH₂, NH(C₁-C₄)-alkyl, N((C₁-C₄)-alkyl)₂, N((C₁-C₄)-alkyl)R⁸, COOH, C(O)O(C₁-C₄)-alkyl or O(C₁-C₄)-alkyl; and

R⁸ is an amino protecting group; and

wherein any carbon atom in any A, R² or R⁶ is optionally replaced by O, S, SO, SO₂, NH, or N(C₁-C₄)-alkyl.

The term "substituted" refers to the replacement of one or more hydrogen radicals in a given structure with a radical selected from a specified group. When more than one hydrogen radical may be replaced with a substituent selected from the same specified group, the substituents may be either the same or different at every position.

The term "monocyclic or bicyclic ring system consisting of 5 to 6 members per ring" refers to 5 or 6 member monocyclic rings and 8, 9 and 10 membered bicyclic ring structures, wherein each bond in each ring may be possess any degree of saturation that is chemically feasible. When such structures contain substituents, those substituents may be at any position of the ring system, unless otherwise specified.

- 14 -

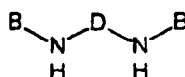
As specified, such ring systems may optionally comprise up to 4 heteroatoms selected from N, O or S. Those heteroatoms may replace any carbon atoms in these ring systems as long as the resulting compound is chemically stable.

The term "wherein each X is the number of hydrogen atoms necessary to complete proper valence" means that X is 0, 1 or 2 hydrogen atoms, depending upon the identity of the ring atom to which X is bound (C, N, O or S), the identity of the two adjacent ring atoms, and the nature of the bonds between the ring atom to which X is bound and the two adjacent ring atoms (single, double or triple bond). In essence, this definition is meant to exclude from X any substituents other than hydrogen.

The term "amino protecting group" refers to a suitable chemical group which may be attached to a nitrogen atom. The term "protected" refers to when the designated functional group is attached to a suitable chemical group (protecting group). Examples of suitable amino protecting groups and protecting groups are described in T.W. Greene and P.G.M. Wuts, Protective Groups in Organic Synthesis, 2d. Ed., John Wiley and Sons (1991); L. Fieser and M. Fieser, Fieser and Fieser's Reagents for Organic Synthesis, John Wiley and Sons (1994); L. Paquette, ed. Encyclopedia of Reagents for Organic Synthesis, John Wiley and Sons (1995) and are exemplified in certain of the specific compounds used in the invention.

According to another embodiment, the invention provides methods of inhibiting IMPDH in mammals by administering a compound of the formula (II):

- 15 -

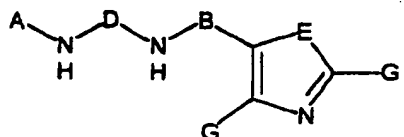


(II)

wherein B and D are as defined above.

More preferably, in methods employing the
 5 compounds of formulae (I) or (II), component B
 comprises from 0 to 2 substituents. According to an
 alternate embodiment, the invention provides methods
 for inhibiting IMPDH in a mammal employing compounds
 (I) or (II), wherein B comprises at least a single
 10 substituent selected from the group defined by R⁵.
 Preferably, in this embodiment, B is a monocyclic
 aromatic ring containing at least one substituent which
 is also a monocyclic aromatic ring.

The present invention also provides compounds
 15 which are useful in inhibiting IMPDH. According to one
 embodiment, the IMPDH inhibitory compound has the
 formula (III):

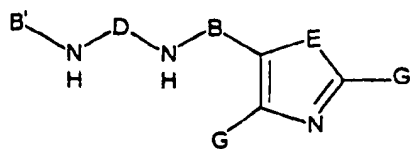


(III)

20 wherein A, B and D are as defined above;
 E is oxygen or sulfur; and
 G and G' are independently selected from R¹ or
 hydrogen.

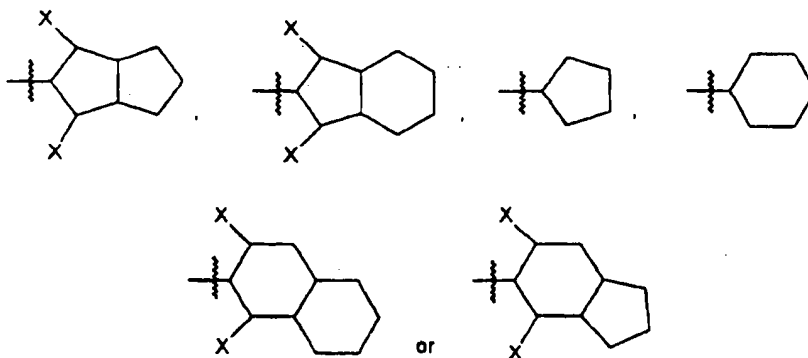
25 According to an alternate embodiment, the
 invention provides a compound of the formula (IV):

- 16 -



(IV)

wherein B, D, E, G and G' are defined as above and B'
 5 is a saturated, unsaturated or partially saturated
 monocyclic or bicyclic ring system optionally
 comprising up to 4 heteroatoms selected from N, O, or S
 and selected from the formulae:



10

wherein each X is the number of hydrogen atoms
 necessary to complete proper valence;
 and B' optionally comprises up to 3 substituents,
 wherein:

15

the first of said substituents, if present,
 is selected from R¹, R², R⁴ or R⁵,

the second of said substituents, if present,
 is selected from R¹ or R⁴, and

20

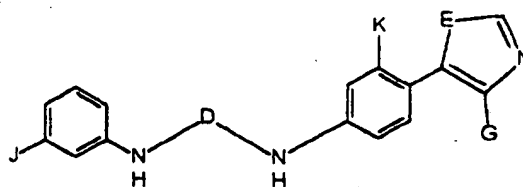
the third of said substituents, if present,
 is R¹; wherein X, R¹, R², R⁴ and R⁵ are defined as
 above.

Excluded from this invention are compounds of
 formula (IV) wherein B and B' are simultaneously
 unsubstituted phenyl and compounds wherein B is

- 17 -

unsubstituted phenyl and B' is tri-chloro-, tri-bromo or tri-iodo phenyl.

Preferably, in compounds of formula (IV), B and B' are phenyl groups comprising at least one
 5 substituent each. These compounds are represented by formula (V):



(V)

10 wherein K is selected from R¹ or R⁴; and J is selected from R¹, R² or R⁴.

Preferred compounds of formula (V) are those wherein D is -C(O)-, those wherein E is oxygen; those wherein J is NR⁶C(O)R⁵ or NR⁶C(O)R⁶, preferably
 15 NR⁶C(O)R⁶, more preferably N(CH₃)C(O)R⁶, and more preferably N(CH₃)C(O)CH₃; those wherein K is (CH₂)_n-Y, preferably OCH₃ (i.e., n is 0, Y is OR⁶, and R⁶ is CH₃); and those wherein G is hydrogen. More preferred compounds of formula (V) are those wherein:

20 E is oxygen
 J is NR⁶C(O)R⁵ or NR⁶C(O)R⁶;
 K is (CH₂)_n-Y; and
 G is hydrogen.

Even more preferred compounds of formula (V) are those
 25 wherein:

D is -C(O)-;
 E is oxygen;
 J is NR⁶C(O)R⁶;

- 18 -

K is OCH₃; and

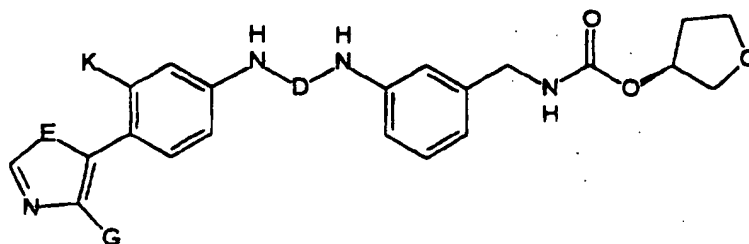
G is hydrogen.

Most preferably in such compounds, J is N(CH₃)C(O)R⁶.

Alternate preferred compounds are those of
 5 formula V: wherein J is R², those wherein D is -C(O)-,
 those wherein E is oxygen, those wherein J is R²
 substituted with R⁴, preferably wherein R⁴ is
 NR⁶C(O)OR⁵ or NR⁶C(O)OR⁶, more preferably wherein R⁴ is
 NR⁶C(O)OR⁵, more preferably wherein R⁴ is NHC(O)OR⁵,
 10 and more preferably wherein R⁴ is NHC(O)O-3-
 tetrahydrofuranyl, those wherein K is (CH₂)_n-Y,
 preferably wherein K is OCH₃, those wherein G is
 hydrogen, and those wherein:

15 D is -C(O)-;
 E is oxygen;
 K is OCH₃; and
 G is hydrogen.

20 Alternatively, other preferred compounds
 include those of formula VI:



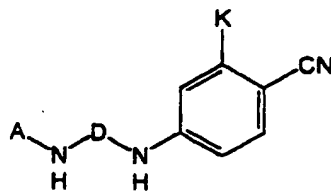
VI

- 19 -

those compounds of formula VI wherein K is OCH₃, and those compounds of formula VI wherein G is hydrogen.

An alternate embodiment of this invention is compounds of formula V wherein K is selected from R¹ or R⁴; and J is selected from R¹, R², R⁴, and R⁹ wherein, 5 R¹, R², and R⁴, are as defined above and R⁹ is independently selected from (C₁-C₄)-straight or branched alkyl, or (C₂-C₄)-straight or branched alkenyl or alkynyl; and each R⁹ optionally comprises up to 2 10 substituents selected from NR⁶C(O)OR¹⁰, wherein R⁶ is as defined above and R¹⁰ is selected from (C₁-C₅)-straight or branched alkyl optionally comprising up to two substituents selected from NR⁶R⁸, SR⁶, SO₂R⁶, -(CH₂)_n-SR⁶, -(CH₂)_n-OR⁶, and OR⁶, wherein n, R⁶ and 15 R⁸, are as defined above.

In another embodiment, preferred compounds are those of formula VII:



VII

wherein K is selected from R¹ and R⁴; and A, D, R¹ and R⁴ are each independently as defined in claim 1.

25

- 20 -

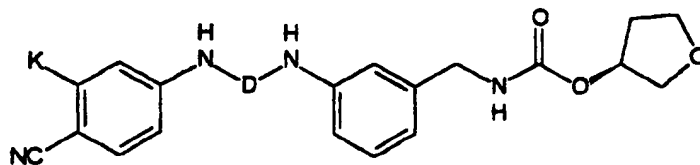
More preferred compounds of formula VII are those wherein D is -C(O)-, those wherein A is a monocyclic aromatic ring substituted with 1-2 substituents selected from the group consisting of

5 $\text{NR}^6\text{C}(\text{O})\text{R}^6$, $\text{NR}^6\text{C}(\text{O})\text{R}^5$, $\text{CH}_2\text{NR}^6\text{C}(\text{O})\text{OR}^6$, and $\text{CH}_2\text{NR}^6\text{C}(\text{O})\text{OR}^5$, those wherein A is a monocyclic aromatic ring substituted with 1-2 substituents selected from the group consisting of $\text{CH}_2\text{NR}^6\text{C}(\text{O})\text{OR}^6$ and $\text{CH}_2\text{NR}^6\text{C}(\text{O})\text{OR}^5$, those A is a monocyclic aromatic ring substituted with

10 $\text{CH}_2\text{NR}^6\text{C}(\text{O})\text{OR}^5$, those wherein A is a monocyclic aromatic ring substituted with $\text{CH}_2\text{NHC}(\text{O})\text{OR}^5$, those wherein A is a monocyclic aromatic ring substituted with $\text{CH}_2\text{NHC}(\text{O})\text{O}$ -3-tetrahydrofuryl, those wherein K is $(\text{CH}_2)_n\text{-Y}$, those wherein K is OCH_3 , and those wherein:

15 A is a monocyclic aromatic ring substituted with $\text{CH}_2\text{NHC}(\text{O})\text{O}$ -3-tetrahydrofuryl; and
K is OCH_3 .

20 Alternatively, other preferred compounds of this invention include those compounds of formula VIII:

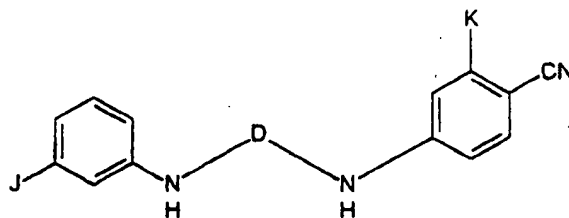


VIII

25 wherein D and K are as defined in claim 1.

Another embodiment is those compounds of formula IX:

- 21 -



IX

wherein:

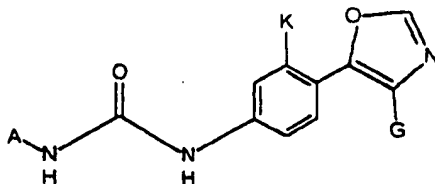
- 5 D is selected from C(O), C(S) and S(O)₂;
 K is selected from R¹ and R⁴; and
 J is selected from R¹, R², and R⁴.

More preferred compounds of formula IX include
 10 those wherein D is -C(O)-, those wherein J is NR⁶C(O)R⁵
 or NR⁶C(O)R⁶, those wherein J is NR⁶C(O)R⁶, those
 wherein J is N(CH₃)C(O)R⁶, those wherein J is
 N(CH₃)C(O)CH₃, those wherein K is (CH₂)_n-Y, those
 wherein K is OCH₃, and those wherein:

- 15 K is OCH₃; and
 J is N(CH₃)C(O)CH₃.

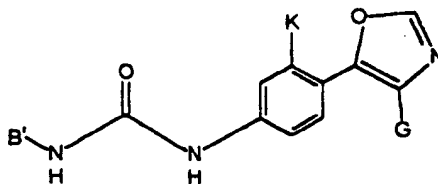
Tables IA, IB and IIB list preferred
 individual compounds of the invention and preferred
 20 compounds employed in the compositions and methods of
 this invention. Table IIA lists preferred compounds
 employed in the methods of this invention.

- 22 -

Table IA

#	G	K	A
1	H	H	benzyl

5

Table IB

10

#	G	K	B'
2	H	H	3-methoxyphenyl
3	H	H	3-thienyl
4	H	H	3,4-difluorophenyl
5	H	H	2,5-dimethoxyphenyl
6	H	H	3-methylthiophenyl
7	H	H	3-bromophenyl
8	H	H	3-cyanophenyl
9	H	H	3-trifluoromethyl-4-chlorophenyl
10	H	H	2-methyl-3-chlorophenyl
11	H	H	2-methoxy-5-methylphenyl
12	H	H	2-methoxyphenyl
13	H	H	3-methoxyphenyl
14	H	H	2,5-dimethoxyphenyl
15	H	H	3-nitrophenyl
16	H	H	4-nitrophenyl
17	H	H	3-methylphenyl
18	H	H	3-trifluoromethylphenyl
19	H	H	2-trifluoromethylphenyl
20	H	H	3-fluorophenyl
21	H	H	4-phenoxyphenyl
22	H	H	3-chlorophenyl

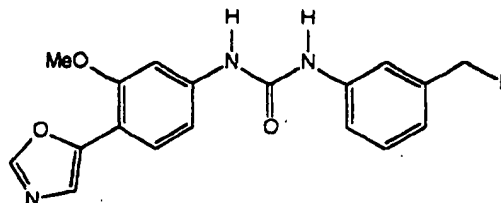
#	G	K	B'
23	H	H	3-chloro-4-fluorophenyl
24	H	H	3-aminophenyl
25	H	H	3-(hydroxymethyl)phenyl
26	H	H	3-acetylenylphenyl
27	H	H	3-hydroxyphenyl
29	H	H	3-pyridinyl
30	H	H	4-pyridinyl
31	H	H	2-(5-methyl)thiazolyl
39	H	H	3,4-ethylenedioxyphenyl
40	H	H	3-methyl-4-nitrophenyl
41	H	H	3-trifluoromethyl-4-nitrophenyl
42	H	3-chloro	phenyl
43	H	3-chloro	3-methylphenyl
44	-	-	-
45	H	3-fluoro	phenyl
46	H	3-fluoro	3-methylphenyl
47	H	H	3-carbomethoxymethylphenyl
48	H	H	3-carboxyethylphenyl
49	H	H	3-dimethylaminophenyl
50	H	H	3-[2-(2-methyl)dioxolanyl]phenyl
51	H	H	3-aminocarbonylphenyl
53	H	H	3-(3-furanyl)-phenyl
54	H	H	3-carboxymethylphenyl
55	H	3-methoxy	3-methylphenyl
56	H	3-methoxy	3-nitrophenyl
57	H	3-chloro	3-carbomethoxymethylphenyl
58	H	H	3-amino-5-methylphenyl
59	H	3-methoxy	3-aminophenyl
60	H	3-bromo	3-methylphenyl
61	H	3-chloro	3-chloro-4-(5-oxazolyl)phenyl
62	H	3-chloro	4-(2-methylpyridyl)
63	H	3-chloro	3-carboxymethylphenyl
64	H	3-bromo	3-nitrophenyl
65	H	3-bromo	3-aminophenyl
66	H	H	3-[5-(2-methylpyrimidinyl)]phenyl
67	H	H	3-(5-oxazolyl)phenyl
68	H	3-chloro	2-thienyl
69	H	3-chloro	3-thienyl
71	H	3-chloro	3-methoxycarbamoyl-phenyl
72	H	3-chloro	3-acetamidophenyl
73	H	3-chloro	3-iodophenyl
74	H	3-methyl	phenyl

#	G	K	B'
75	H	3-methyl	3-methylphenyl
76	methyl	3-chloro	3-methylphenyl
77	methyl	H	3-methylphenyl
78	H	3-chloro	3-nitrophenyl
79	H	3-chloro	3-aminophenyl
80	H	H	3-(cyclohexylsulfamoyl)phenyl
81	H	H	3-(methylsufamoyl)phenyl
82	H	H	3-(phenylsufamoyl)phenyl
83	H	3-methoxy	3-benzyloxycarbamoyl-phenyl
84	H	3-methoxy	3-acetamidophenyl
85	H	3-chloro	4-(2-methyl) furanyl
86	H	3-chloro	5-(2-methyl) thienyl
88	H	3-carbomethoxy	3-methylphenyl
89	H	3-carbomethoxy	3-nitrophenyl
91	H	3-chloro	4-(2-nitro) thienyl
92	H	3-chloro	4-(2-hydroxyamino) thienyl
93	H	3-chloro	3-(N-methyl) trifluoroacetamido-phenyl
94	H	3-chloro	3-(methylamino) phenyl
95	H	3-chloro	4-(2-amino) thienyl
96	H	3-methoxy	3-trifluoroacetamidophenyl
97	H	3-methoxy	3-(N-methyl) trifluoroacetamido-phenyl
98	H	3-methoxy	3-(3'-picolyloxycarbamoyl) phenyl
99	H	3-methoxy	3-(phenoxycarbamoyl) phenyl
100	H	3-methoxy	3-difluoroacetamidophenyl
101	H	3-acetoxymethyl	3-methylphenyl
102	H	3-hydroxymethyl	3-methylphenyl
104	H	H	3-nitro-4-fluorophenyl
105	H	3-methoxy	3-(aminomethyl) phenyl [•TFA]
106	H	3-methoxy	5-(N-acetoxy) indolinyl
107	H	3-methoxy	3-(N-methyl) acetamidophenyl
108	H	3-methoxy	3-[(2-oxo-2-(3,4,5-trimethoxyphenyl) acetyl) amino] phenyl
109	H	3-amino	3-methylphenyl
110	H	3-methoxy	3-benzamidophenyl
111	H	3-methoxy	3-phenylacetamidophenyl
112	H	3-methoxy	3-phenylureidophenyl
113	H	3-methoxy	3-(t-butoxycarbamoyl)

- 25 -

#	G	K	B'
			methyl)phenyl
114	H	3-methoxy	3-(cyclopentylacetamido) phenyl
115	H	3-methoxy	3-methylphenyl

Table IC



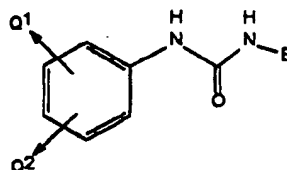
5

Compound	L
116	NHC(O)O-t-butyl
117	NCH ₃ C(O)O-t-butyl
118	NHC(O)O-methyl
119	NHC(O)O-phenyl
120	NHC(O)O-(S)-3-tetrahydrofuranyl
121	NHC(O)O-2-picolinyl
122	NHC(O)O-(S)-5-oxazolidinonylmethyl
123	NHC(O)O-4-carbomethoxyphenyl
124	NHC(O)O-isobutyl
125	NHC(O)O-allyl
126	NHC(O)O-5-(1,3-dioxanyl)
127	NHC(O)O-4-acetamidophenyl
128	NHC(O)O-2-furfuryl
129	NHC(O)O-2-thiofurfuryl
130	NHC(O)O-2-methoxyethyl
131	NHC(O)O-4-tetrahydropyranyl
132	NHC(O)O-cyclohexyl
133	NHC(O)O-cyclopentyl
134	NHC(O)O-2-hydroxyethyl
135	NHC(O)O-cyclohexylmethyl
136	NHC(O)O-(R,S)-3-tetrahydrofuranyl
137	NHC(O)O-3-pyridyl
138	NHC(O)O-benzyl
139	NHC(O)O-3-(tBOC-amino)propyl
140	NHC(O)O-4-hydroxybutyl
141	NHC(O)O-5-hydroxypentyl
142	NHC(O)O-(R,S)-2-pyranyl
143	NHC(O)O-3-(N-tBOC)-piperidinyl
144	NHC(O)O-(R)-3-(2-oxo-4,4-

- 26 -

Compound	L
	dimethyl) furanyl
145	NHC(O)O-3-methylthiopropyl
146	NHC(O)O-4-[(2,2-dimethyl)-1,3-dioxanyl]methyl
147	NHC(O)O-2-di-(hydroxymethyl)ethyl
148	NHC(O)O-4-(N-tBOC)-piperidinylmethyl
149	NHC(O)O-3-(N-tBOC)-piperidinylmethyl
150	NHC(O)O-(dibenzylloxymethyl)methyl
151	NHC(O)O-di-(hydroxymethyl)methyl
152	NHC(O)O-2-(N-tBOC)-piperidinylmethyl
153	NHC(O)O-3-piperidinyl-TFA
154	NHC(O)O-(R,S)-(2-tetrahydropyranyl)methyl
155	NHC(O)O-4-piperidinylmethyl-TFA
156	NHC(O)O-(R,S)-tetrahydrofuranylmethyl
157	NHC(O)O-3-methylsulfonylpropyl
158	NHC(O)O-3-piperidinylmethyl-TFA
159	NHC(O)O-2-piperidinylmethyl-TFA
160	NHC(O)O-(R,S)-3-tetrahydrothiophenyl
161	NHC(O)O-(R,S)-3-tetrahydrothiopyranyl
162	NHC(O)O-3-methoxypropyl

5

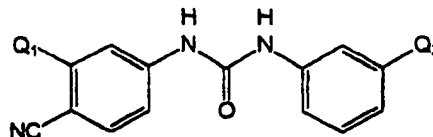
Table IIA

#	Q ¹	Q ²	B
28	3-methoxy	4-methoxy	3-methylphenyl
32	3-nitro	H	3-methylphenyl
33	4-cyano	H	3-methylphenyl
34	3-methoxy	4-methoxy	3-bromophenyl
35	3-methoxy	4-methoxy	2-methoxy-5-chlorophenyl
36	3-methoxy	4-methoxy	3-fluorophenyl
37	3-methoxy	4-methoxy	3-ethylphenyl
38	3-methoxy	4-methoxy	3-methylthiophenyl
52	3-chloro	4-methoxy	3-nitrophenyl
70	4-cyano	3-chloro	3-methylphenyl
87	1-imidazolyl	H	3-methylphenyl

- 27 -

90	3-hydroxymethyl	4-methoxy	3-methylphenyl
103	3-(t-butoxycarbamoyl methyl)	H	3-(t-butoxycarbamoyl methyl)phenyl

Table IIB



5

#	Q ₁	Q ₃
163	Cl	N(Me) (Ac)
164	OMe	N(Me) (Ac)
165	SMe	CH ₂ NHC(O)O-(3s)- tetrahydrofuranyl
166	S(O) ₂ Me	N(Me) (Ac)
167	OMe	N(Me) (Ac)
168	SMe	CH ₂ NHC(O)O-(3s)- tetrahydrofuranyl

The compounds of Table IIA correspond to compounds of formula (II) wherein one of said B components is phenyl with two substituents, Q¹ and Q². In accordance with formula (II):

Q¹ is selected from R¹, R², R⁴ or R⁵; and
Q² is selected from R¹ or R⁴.

The compounds of this invention may contain one or more asymmetric carbon atoms and thus may occur as racemates and racemic mixtures, single enantiomers, diastereomeric mixtures and individual diastereomers. All such isomeric forms of these compounds are expressly included in the present invention. Each stereogenic carbon may be of the R or S configuration.

Combinations of substituents and variables envisioned by this invention are only those that result

- 28 -

in the formation of stable compounds. The term "stable", as used herein, refers to compounds which possess stability sufficient to allow manufacture and which maintains the integrity of the compound for a sufficient period of time to be useful for the purposes detailed herein (e.g., therapeutic or prophylactic administration to a mammal or for use in affinity chromatography applications). Typically, such compounds are stable at a temperature of 40 °C or less, in the absence of moisture or other chemically reactive conditions, for at least a week.

As used herein, the compounds of this invention, including the compounds of formulae I-IX, are defined to include pharmaceutically acceptable derivatives or prodrugs thereof. A "pharmaceutically acceptable derivative or prodrug" means any pharmaceutically acceptable salt, ester, salt of an ester, or other derivative of a compound of this invention which, upon administration to a recipient, is capable of providing (directly or indirectly) a compound of this invention. Particularly favored derivatives and prodrugs are those that increase the bioavailability of the compounds of this invention when such compounds are administered to a mammal (e.g., by allowing an orally administered compound to be more readily absorbed into the blood) or which enhance delivery of the parent compound to a biological compartment (e.g., the brain or lymphatic system) relative to the parent species. Preferred prodrugs include derivatives where a group which enhances aqueous solubility or active transport through the gut membrane is appended to the structure of formulae I-IX.

- 29 -

Pharmaceutically acceptable salts of the compounds of this invention include those derived from pharmaceutically acceptable inorganic and organic acids and bases. Examples of suitable acid salts include

5 acetate, adipate, alginate, aspartate, benzoate, benzenesulfonate, bisulfate, butyrate, citrate, camphorate, camphorsulfonate, cyclopentanepropionate, digluconate, dodecylsulfate, ethanesulfonate, formate, fumarate, glucoheptanoate, glycerophosphate, glycolate,

10 hemisulfate, heptanoate, hexanoate, hydrochloride, hydrobromide, hydroiodide, 2-hydroxyethanesulfonate, lactate, maleate, malonate, methanesulfonate, 2-naphthalenesulfonate, nicotinate, nitrate, oxalate, palmoate, pectinate, persulfate, 3-phenylpropionate,

15 phosphate, picrate, pivalate, propionate, salicylate, succinate, sulfate, tartrate, thiocyanate, tosylate and undecanoate. Other acids, such as oxalic, while not in themselves pharmaceutically acceptable, may be employed in the preparation of salts useful as intermediates in

20 obtaining the compounds of the invention and their pharmaceutically acceptable acid addition salts.

Salts derived from appropriate bases include alkali metal (e.g., sodium), alkaline earth metal (e.g., magnesium), ammonium and $N-(C_{1-4} \text{ alkyl})_4^+$ salts.

25 This invention also envisions the quaternization of any basic nitrogen-containing groups of the compounds disclosed herein. Water or oil-soluble or dispersible products may be obtained by such quaternization.

The compounds of this invention may be

30 synthesized using conventional techniques. Advantageously, these compounds are conveniently synthesized from readily available starting materials.

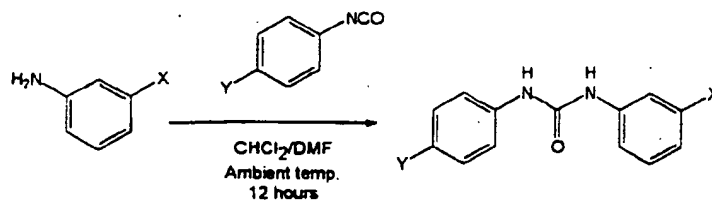
- 30 -

In general, compounds of formula (I)-(IX) are conveniently obtained via methods illustrated in General Synthetic Schemes 1-3.

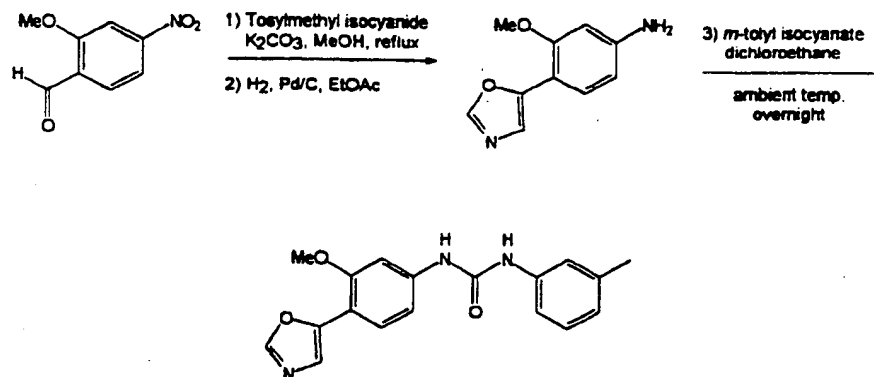
In General Synthetic Scheme 1 (see below), an
5 X-substituted aniline is reacted with a Y-substituted
phenylisocyanate under standard conditions to give the
desired urea. In this process, X and Y may be one or
more independent substituents (or their suitably
protected variants) as exemplified by the ring
10 substituents listed for compounds of formulae I-IX
above, at any position on the aromatic ring.

- 31 -

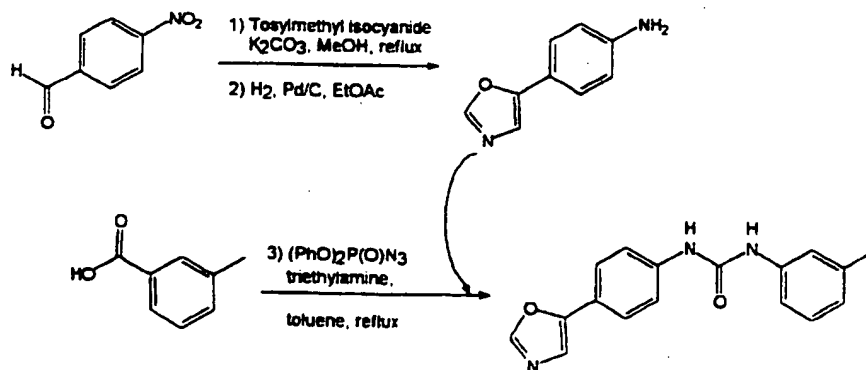
General Synthetic Scheme 1:



General Synthetic Scheme 2:



General Synthetic Scheme 3:



- 32 -

In General Synthetic Scheme 2 (see above), a substituted benzaldehyde (here, 2-methoxy-4-nitro-substituted) is treated sequentially with tosylmethylisocyanide, to give the resulting oxazole, then reduced by catalytic hydrogenation to give the desired aniline. Reaction of this aniline with an isocyanate (here, m-tolylisocyanate) under standard conditions gives the desired urea.

An alternate synthetic route is illustrated in General Synthetic Scheme 3 (see above). A substituted benzaldehyde (here 4-nitro substituted) is converted to the corresponding oxazolyl aniline as shown in General Synthetic Scheme 2. This aniline is treated with a substituted benzoic acid (here, 3-methyl-substituted) and a carboxylic acid activating agent, such as diphenylphosphoryl azide, under standard reaction conditions, to give the desired urea.

As can be appreciated by the skilled artisan, the above synthetic schemes are not intended to comprise a comprehensive list of all means by which the compounds described and claimed in this application may be synthesized. Further methods will be evident to those of ordinary skill in the art. Additionally, the various synthetic steps described above may be performed in an alternate sequence or order to give the desired compounds.

The compounds of this invention may be modified by appending appropriate functionalities to enhance selective biological properties. Such modifications are known in the art and include those which increase biological penetration into a given biological compartment (e.g., blood, lymphatic system, central nervous system), increase oral availability,

- 33 -

increase solubility to allow administration by injection, alter metabolism and alter rate of excretion.

5 The novel compounds of the present invention are excellent ligands for IMPDH. Accordingly, these compounds are capable of targeting and inhibiting IMPDH enzyme. Inhibition can be measured by various methods, including, for example, IMP dehydrogenase HPLC assays (measuring enzymatic production of XMP and NADH from
10 IMP and NAD) and IMP dehydrogenase spectrophotometric assays (measuring enzymatic production of NADH from NAD). [See C. Montero et al., Clinica Chimica Acta, 238, pp. 169-178 (1995)].

15 Pharmaceutical compositions of this invention comprise a compound of formulae (I), (II) or (VII) or a pharmaceutically acceptable salt thereof; an additional agent selected from an immunosuppressant, an anti-cancer agent, an anti-viral agent, antiinflammatory agent, antifungal agent, antibiotic, or an anti-vascular hyperproliferation compound; and any
20 pharmaceutically acceptable carrier, adjuvant or vehicle. Alternate compositions of this invention comprise a compound of formulae (III)-(IX) or a pharmaceutically acceptable salt thereof; and a
25 pharmaceutically acceptable carrier, adjuvant or vehicle. Such composition may optionally comprise an additional agent selected from an immunosuppressant, an anti-cancer agent, an anti-viral agent, antiinflammatory agent, antifungal agent, antibiotic,
30 or an anti-vascular hyperproliferation compound.

The term "pharmaceutically acceptable carrier or adjuvant" refers to a carrier or adjuvant that may be administered to a patient, together with a compound

- 34 -

of this invention, and which does not destroy the pharmacological activity thereof and is nontoxic when administered in doses sufficient to deliver a therapeutic amount of the compound.

5 Pharmaceutically acceptable carriers, adjuvants and vehicles that may be used in the pharmaceutical compositions of this invention include, but are not limited to, ion exchangers, alumina, aluminum stearate, lecithin, self-emulsifying drug
10 delivery systems (SEDDS) such as α -tocopherol polyethyleneglycol 1000 succinate, surfactants used in pharmaceutical dosage forms such as Tweens or other similar polymeric delivery matrices, serum proteins, such as human serum albumin, buffer substances such as
15 phosphates, glycine, sorbic acid, potassium sorbate, partial glyceride mixtures of saturated vegetable fatty acids, water, salts or electrolytes, such as protamine sulfate, disodium hydrogen phosphate, potassium hydrogen phosphate, sodium chloride, zinc salts,
20 colloidal silica, magnesium trisilicate, polyvinyl pyrrolidone, cellulose-based substances, polyethylene glycol, sodium carboxymethylcellulose, polyacrylates, waxes, polyethylene-polyoxypropylene-block polymers, polyethylene glycol and wool fat. Cyclodextrins such
25 as α -, β -, and γ -cyclodextrin, or chemically modified derivatives such as hydroxyalkylcyclodextrins, including 2- and 3-hydroxypropyl- β -cyclodextrins, or other solubilized derivatives may also be advantageously used to enhance delivery of compounds of
30 formulae I-IX.

The pharmaceutical compositions of this invention may be administered orally, parenterally, by inhalation spray, topically, rectally, nasally,

- 35 -

buccally, vaginally or via an implanted reservoir. We prefer oral administration or administration by injection. The pharmaceutical compositions of this invention may contain any conventional non-toxic
5 pharmaceutically-acceptable carriers, adjuvants or vehicles. In some cases, the pH of the formulation may be adjusted with pharmaceutically acceptable acids, bases or buffers to enhance the stability of the formulated compound or its delivery form. The term
10 parenteral as used herein includes subcutaneous, intracutaneous, intravenous, intramuscular, intra-articular, intraarterial, intrasynovial, intrasternal, intrathecal, intralesional and intracranial injection or infusion techniques.

15 The pharmaceutical compositions may be in the form of a sterile injectable preparation, for example, as a sterile injectable aqueous or oleaginous suspension. This suspension may be formulated according to techniques known in the art using suitable
20 dispersing or wetting agents (such as, for example, Tween 80) and suspending agents. The sterile injectable preparation may also be a sterile injectable solution or suspension in a non-toxic parenterally-acceptable diluent or solvent, for example, as a
25 solution in 1,3-butanediol. Among the acceptable vehicles and solvents that may be employed are mannitol, water, Ringer's solution and isotonic sodium chloride solution. In addition, sterile, fixed oils are conventionally employed as a solvent or suspending
30 medium. For this purpose, any bland fixed oil may be employed including synthetic mono- or diglycerides. Fatty acids, such as oleic acid and its glyceride derivatives are useful in the preparation of

- 36 -

injectables, as are natural pharmaceutically-acceptable oils, such as olive oil or castor oil, especially in their polyoxyethylated versions. These oil solutions or suspensions may also contain a long-chain alcohol diluent or dispersant such as those described in Pharmacopeia Helvetica, Ph. Helv., or a similar alcohol, or carboxymethyl cellulose or similar dispersing agents which are commonly used in the formulation of pharmaceutically acceptable dosage forms such as emulsions and or suspensions. Other commonly used surfactants such as Tweens or Spans and/or other similar emulsifying agents or bioavailability enhancers which are commonly used in the manufacture of pharmaceutically acceptable solid, liquid, or other dosage forms may also be used for the purposes of formulation.

The pharmaceutical compositions of this invention may be orally administered in any orally acceptable dosage form including, but not limited to, capsules, tablets, emulsions and aqueous suspensions, dispersions and solutions. In the case of tablets for oral use, carriers which are commonly used include lactose and corn starch. Lubricating agents, such as magnesium stearate, are also typically added. For oral administration in a capsule form, useful diluents include lactose and dried corn starch. When aqueous suspensions and/or emulsions are administered orally, the active ingredient may be suspended or dissolved in an oily phase is combined with emulsifying and/or suspending agents. If desired, certain sweetening and/or flavoring and/or coloring agents may be added.

The pharmaceutical compositions of this invention may also be administered in the form of

- 37 -

suppositories for rectal administration. These compositions can be prepared by mixing a compound of this invention with a suitable non-irritating excipient which is solid at room temperature but liquid at the
5 rectal temperature and therefore will melt in the rectum to release the active components. Such materials include, but are not limited to, cocoa butter, beeswax and polyethylene glycols.

Topical administration of the pharmaceutical
10 compositions of this invention is especially useful when the desired treatment involves areas or organs readily accessible by topical application. For application topically to the skin, the pharmaceutical composition should be formulated with a suitable
15 ointment containing the active components suspended or dissolved in a carrier. Carriers for topical administration of the compounds of this invention include, but are not limited to, mineral oil, liquid petroleum, white petroleum, propylene glycol, polyoxy-
20 ethylene polyoxypropylene compound, emulsifying wax and water. Alternatively, the pharmaceutical composition can be formulated with a suitable lotion or cream containing the active compound suspended or dissolved in a carrier with suitable emulsifying agents.
25 Suitable carriers include, but are not limited to, mineral oil, sorbitan monostearate, polysorbate 60, cetyl esters wax, cetearyl alcohol, 2-octyldodecanol, benzyl alcohol and water. The pharmaceutical compositions of this invention may also be topically
30 applied to the lower intestinal tract by rectal suppository formulation or in a suitable enema formulation. Topically-transdermal patches are also included in this invention.

- 38 -

The pharmaceutical compositions of this invention may be administered by nasal aerosol or inhalation. Such compositions are prepared according to techniques well-known in the art of pharmaceutical formulation and may be prepared as solutions in saline, employing benzyl alcohol or other suitable preservatives, absorption promoters to enhance bioavailability, fluorocarbons, and/or other solubilizing or dispersing agents known in the art.

Dosage levels of between about 0.01 and about 100 mg/kg body weight per day, preferably between about 0.5 and about 75 mg/kg body weight per day of the IMPDH inhibitory compounds described herein are useful in a monotherapy and/or in combination therapy for the prevention and treatment of IMPDH mediated disease. Typically, the pharmaceutical compositions of this invention will be administered from about 1 to about 5 times per day or alternatively, as a continuous infusion. Such administration can be used as a chronic or acute therapy. The amount of active ingredient that may be combined with the carrier materials to produce a single dosage form will vary depending upon the host treated and the particular mode of administration. A typical preparation will contain from about 5% to about 95% active compound (w/w). Preferably, such preparations contain from about 20% to about 80% active compound.

When the compositions of this invention comprise a combination of an IMPDH inhibitor of formulae (I)-(IX) and one or more additional therapeutic or prophylactic agents, both the IMPDH inhibitor and the additional agent should be present at dose levels of between about 10 to 100%, and more

- 39 -

preferably between about 10 to 80% of the dosage normally administered in a monotherapy regimen. The additional agents may be administered separately, as part of a multiple dose regimen, from the compounds of this invention. Alternatively, those agents may be part of a single dosage form, mixed together with the compounds of this invention in a single composition.

According to one embodiment, the pharmaceutical compositions of this invention comprise an additional immunosuppression agent. Examples of additional immunosuppression agents include, but are not limited to, cyclosporin A, FK506, rapamycin, leflunomide, deoxyspergualin, prednisone, azathioprine, mycophenolate mofetil, OKT3, ATAG, interferon and mizoribine.

According to an alternate embodiment, the pharmaceutical compositions of this invention may additionally comprise an anti-cancer agent. Examples of anti-cancer agents include, but are not limited to, cis-platin, actinomycin D, doxorubicin, vincristine, vinblastine, etoposide, amsacrine, mitoxantrone, tenipaside, taxol, colchicine, cyclosporin A, phenothiazines, interferon and thioxantheres.

According to another alternate embodiment, the pharmaceutical compositions of this invention may additionally comprise an anti-viral agent. Examples of anti-viral agents include, but are not limited to, Cytovene, Ganciclovir, trisodium phosphonoformate, Ribavirin, d4T, ddI, AZT, and acyclovir.

According to yet another alternate embodiment, the pharmaceutical compositions of this invention may additionally comprise an anti-vascular hyperproliferative agent. Examples of anti-vascular

- 40 -

hyperproliferative agents include, but are not limited to, HMG Co-A reductase inhibitors such as lovastatin, thromboxane A2 synthetase inhibitors, eicosapentanoic acid, ciprostone, trapidil, ACE inhibitors, low
5 molecular weight heparin, mycophenolic acid, rapamycin and 5-(3'-pyridinylmethyl)benzofuran-2-carboxylate.

Upon improvement of a patient's condition, a maintenance dose of a compound, composition or
10 combination of this invention may be administered, if necessary. Subsequently, the dosage or frequency of administration, or both, may be reduced, as a function of the symptoms, to a level at which the improved condition is retained when the symptoms have been
15 alleviated to the desired level, treatment should cease. Patients may, however, require intermittent treatment on a long-term basis upon any recurrence of disease symptoms.

As the skilled artisan will appreciate, lower or higher doses than those recited above may be
20 required. Specific dosage and treatment regimens for any particular patient will depend upon a variety of factors, including the activity of the specific compound employed, the age, body weight, general health status, sex, diet, time of administration, rate of
25 excretion, drug combination, the severity and course of the infection, the patient's disposition to the infection and the judgment of the treating physician.

In an alternate embodiment, this invention provides methods of treating or preventing IMPDH
30 mediated disease in a mammal comprising the step of administering to said mammal any of the pharmaceutical compositions and combinations described above. If the pharmaceutical composition only comprises the IMPDH

- 41 -

inhibitor of this invention as the active component, such methods may additionally comprise the step of administering to said mammal an agent selected from an antiinflammatory agent, immunosuppressant, an anti-cancer agent, an anti-viral agent, or an anti-vascular hyperproliferation compound. Such additional agent may be administered to the mammal prior to, concurrently with, or following the administration of the IMPDH inhibitor composition.

10 In a preferred embodiment, these methods are useful in suppressing an immune response in a mammal. Such methods are useful in treating or preventing diseases, including, transplant rejection (e.g., kidney, liver, heart, lung, pancreas (islet cells), bone marrow, cornea, small bowel and skin allografts and heart valve xenografts), graft versus host disease, and autoimmune diseases, such as rheumatoid arthritis, multiple sclerosis, juvenile diabetes, asthma, inflammatory bowel disease (Crohn's disease, ulcerative colitus), lupus, diabetes, mellitus myasthenia gravis, psoriasis, dermatitis, eczema, seborrhoea, pulmonary inflammation, eye uveitis, hepatitis, Grave's disease, Hashimoto's thyroiditis, Behcet's or Sjorgen's syndrome (dry eyes/mouth), pernicious or immunohaemolytic anaemia, idiopathic adrenal insufficiency, polyglandular autoimmune syndrome, glomerulonephritis, scleroderma, lichen planus, viteligo (depigmentation of the skin), autoimmune thyroiditis, and alveolitis.

25 These methods comprise the step of administering to the mammal a composition comprising a compound of any of formulae I-IX and a pharmaceutically acceptable adjuvant. In a preferred embodiment, this particular method comprises the additional step of

- 42 -

administering to said mammal a composition comprising an additional immunosuppressant and a pharmaceutically acceptable adjuvant.

Alternatively, this method comprises the step
5 of administering to said mammal a composition comprising a compound of formulae I-IX; an additional immunosuppressive agent and a pharmaceutically acceptable adjuvant.

In an alternate preferred embodiment, these
10 methods are useful for inhibiting viral replication in a mammal. Such methods are useful in treating or preventing, DNA and RNA viral diseases caused by, for example, HTLV-1 and HTLV-2, HIV-1 and HIV-2, nasopharyngeal carcinoma virus, HBV, HCV, HGV, yellow
15 fever virus, dengue fever virus, Japanese encephalitis virus, human papilloma virus, rhinoviruses and Herpes viruses, such as Epstein-Barr, cytomegaloviruses and Herpes Simplex, Types 1 and 2, or Type 6. [See, United States patent 5,380,879].

These methods comprise the step of
20 administering to the mammal a composition comprising a compound of any of formulae I-IX, and a pharmaceutically acceptable adjuvant. In a preferred embodiment, this particular method comprises the
25 additional step of administering to said mammal a composition comprising an additional anti-viral agent and a pharmaceutically acceptable adjuvant.

Alternatively, this method comprises the step
of administering to said mammal a composition
30 comprising a compound of formulae I-IX; an additional anti-viral agent and a pharmaceutically acceptable adjuvant.

- 43 -

In another alternate preferred embodiment, these methods are useful for inhibiting vascular cellular hyperproliferation in a mammal. Such methods are useful in treating or preventing diseases, including, restenosis, stenosis, arteriosclerosis and other hyperproliferative vascular disease.

5 These methods comprise the step of administering to the mammal a composition comprising a compound of any of formulae I-IX, and a
10 pharmaceutically acceptable adjuvant. In a preferred embodiment, this particular method comprises the additional step of administering to said mammal a composition comprising an additional anti-vascular hyperproliferative agent and a pharmaceutically
15 acceptable adjuvant.

Alternatively, this method comprises the step of administering to said mammal a composition comprising a compound of formulae I-IX; an additional anti-vascular hyperproliferative agent and a
20 pharmaceutically acceptable adjuvant.

In another alternate preferred embodiment, these methods are useful for inhibiting tumors and cancer in a mammal. Such methods are useful in treating or preventing diseases, including, tumors and malignancies, such as lymphoma, leukemia and other
25 forms of cancer.

These methods comprise the step of administering to the mammal a composition comprising a compound of any of formulae I-IX, and a
30 pharmaceutically acceptable adjuvant. In a preferred embodiment, this particular method comprises the additional step of administering to said mammal a composition comprising an additional anti-tumor or

- 44 -

anti-cancer agent and a pharmaceutically acceptable adjuvant.

Alternatively, this method comprises the step of administering to said mammal a composition
5 comprising a compound of formulae I-IX; an additional anti-tumor or anti-cancer agent and a pharmaceutically acceptable adjuvant.

In another alternate preferred embodiment, these methods are useful for inhibiting inflammation
10 and inflammatory diseases in a mammal. Such methods are useful in treating or preventing diseases, including, osteoarthritis, acute pancreatitis, chronic pancreatitis, asthma and adult respiratory distress syndrome.

15 These methods comprise the step of administering to the mammal a composition comprising a compound of any of formulae I-IX, and a pharmaceutically acceptable adjuvant. In a preferred embodiment, this particular method comprises the
20 additional step of administering to said mammal a composition comprising an antiinflammatory agent and a pharmaceutically acceptable adjuvant.

In order that this invention be more fully understood, the following examples are set forth.
25 These examples are for the purpose of illustration only and are not to be construed as limiting the scope of the invention in any way.

General Materials and Methods

30 All temperatures are recorded in degrees Celsius. Thin layer chromatography (TLC) was carried out using 0.25 mm thick E. Merck silica gel 60 F254 plates and elution with the indicated solvent system.

- 45 -

Detection of the compounds was carried out by treating the plate with an appropriate visualizing agent, such as 10% solution of phosphomolybdic acid in ethanol or a 0.1% solution of ninhydrin in ethanol, followed by heating, and/or by exposure to UV light or iodine vapors when appropriate. Analytical HPLC was carried out using a Rainin Mycosorb-MV, 5 μ Cyano reverse phase column, 3.9mm x 150mm, with a flow rate of 1.0mL/minute and a solvent gradient of 5-100% acetonitrile (0.1% TFA) in water (0.1% TFA). HPLC retention times were recorded in minutes. NMR spectral data was acquired using a Bruker AMX500 in the indicated solvent.

The IMP dehydrogenase HPLC assay follows our standard conditions for the enzymatic production of XMP and NADH from IMP and NAD, but utilizes high pressure liquid chromatography on a C18 column with ion pairing reagents to separate all four components. The extent of reaction is then determined from the resulting product peak areas. This assay is particularly useful for determining the inhibition profiles of compounds which have significant absorbance in the UV-visible region between 290 and 340 nm.

The reaction mixture typically contains 0.1 M KPi; pH 8.0, 0.1M KCl, 0.5 mM EDTA, 2 mM DTT, and 0.2 mM each of IMP and NAD. This solution is incubated at 37°C for 10 minutes. The reaction is started by the addition of enzyme to a final concentration of 20 to 100 nM, and is allowed to proceed for 10 minutes. After the allotted time, the reaction is quenched by the addition of mycophenolic acid to a final concentration of 0.01 mM.

The extent of conversion is monitored by HPLC using a Rainin Microsorb ODS column C18-200 of

- 46 -

dimensions 4.6 X 10 mm and a solvent system containing tetrabutylammonium sulfate (5mM) in 0.1 M KPi pH 6.0 with a 0-30% methanol gradient over 15 minutes. A similar solvent system has been used previously for the purification of halo-IMP derivatives. [L. C. Antonio and J. C. Wu, Biochemistry, 33, 1753-1759 (1994).] A UV-monitor set at 254 nM is used to detect the four components, and the product peaks are integrated to determine the extent of conversion of the substrates.

For the analysis of inhibitors, the compound in question is dissolved in DMSO to a final concentration of 20 mM and added to the initial assay mixture at the desired concentration in a volume of 2-5% (v/v). The reaction is started by the addition of enzyme and after 10 minutes is quenched as above. After HPLC analysis, the product areas are used to determine the extent of conversion relative to a control assay containing only DMSO and no test compound. IC50 or Ki values are determined from non linear least squares fitting of conversion vs concentration curves to the tight-binding equations of Henderson. [P. J. F. Henderson, Biochem. J., 127, 321 (1972).]

We have measured the inhibition constants of each compound against IMPDH using an adaptation of the method first reported by Magasanik. [B. Magasanik, H. S. Moyed, and L. B. Gehring J. Biol. Chem., 226, p.339 (1957)].

Insofar as compounds of formulae 1-IX are able to inhibit IMPDH, they are of evident clinical utility for the treatment of IMPDH mediated disease. These tests are predictive of the compounds ability to inhibit IMPDH in vivo.

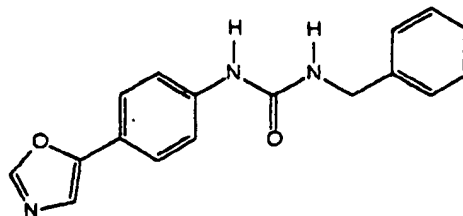
Experimental Section

Synthesis of Representative Examples:

5

Example 1

Synthesis of Compound 1



(1)

10

To a solution of 25mg (156 μ mole) 4-(5-oxazolyl)-aniline in 250 μ L CH₂Cl₂ was added 50 μ L (400 μ mole) of benzyl isocyanate at ambient temperature. After stirring overnight, 1 was isolated in pure form by filtration with a 3:1 hexanes/CH₂Cl₂ rinse in a

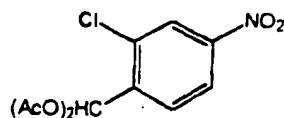
15

yield of 21mg (46%). ¹H NMR (500MHz, CDCl₃) δ 7.86(s), 7.55(d), 7.38(d), 7.22-7.35(m), 6.39(s), 5.0(br s), 4.43(s). R_f 0.30 (5% MeOH/CH₂Cl₂).

20

Example 2

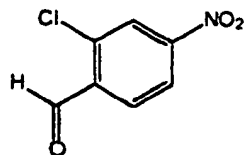
Synthesis of Compound 43



B1

- 48 -

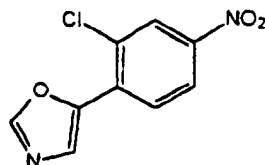
To a solution of glacial acetic acid (46mL), acetic anhydride (46mL, 485mmole) and 2-chloro-4-nitrotoluene (5g, 29.1mmole) at 0 °C was added conc. H₂SO₄ (6.9mL) in a dropwise fashion. Upon complete addition, CrO₃ (8.08g, 80.8mmole) was added portion-wise over 60 mins. Following an additional 15 mins of stirring at 0 °C, the reaction mixture was poured over ice and the resulting precipitate was isolated by filtration, rinsing with cold H₂O. Purification by flash chromatography, eluting with a gradient of 15-50% EtOAc in hexanes, provided 2.02g (24%, 40% based on recovered starting material) **B1** as a white solid. The ¹H NMR was consistent with that of the desired structure.

**B2**

Compound **B1** was dissolved in 1:1 ethanol/water (20mL), treated with conc. H₂SO₄ (2mL) and refluxed for 1 hour. Upon cooling to ambient temperature, the reaction was extracted 3x's with diethyl ether. The ethereal solution was washed twice with water, dried over Na₂SO₄ and concentrated *in vacuo* to yield a yellow solid. Purified product was obtained through two recrystallizations from hot Et₂O/hexanes, yielding 620mg (47.6%) **B2** as a lightly yellowed

- 49 -

crystalline solid. The ^1H NMR was consistent with that of the desired structure.

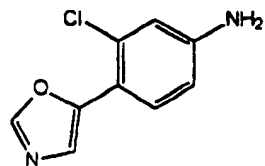


B3

5

A mixture of B2 (200mg, 1.2mmol), tosylmethyl isocyanide (236mg, 1.2mmol), and powdered K_2CO_3 (172mg, 1.2mmole) in methanol (13mL) was heated at reflux for 90 minutes and then stirred overnight at ambient temperature. Upon concentration to dryness, the mixture was partitioned between CH_2Cl_2 and water. The organics were separated, washed with 0.5N HCl, water and brine and then dried over Na_2SO_4 . The solvent was removed *in vacuo* to provide a crude yellow solid. Purified product B3 was obtained through flash chromatography, eluting with a gradient of 0-2.5% CH_3OH in CH_2Cl_2 , and recrystallization (CH_2Cl_2 /hexanes) in a yield of 3.3g (68%) as a light yellow crystalline solid. The ^1H NMR was consistent with that of the desired structure.

20



B4

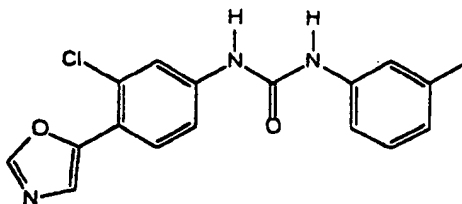
A solution of B3 (150mg, 0.67mmole) in ethanol (7.5mL) was treated with $\text{SnCl}_2 \cdot 2\text{H}_2\text{O}$ (excess);

25

- 50 -

ca. 5 equivalents) and heated at reflux for 30 minutes. The mixture was cooled to ambient temperature, diluted with diethyl ether and partitioned with 2N NaOH. The organics were separated, washed with water and brine, dried over Na₂SO₄ and concentrated in vacuo. Purified product B4 was obtained through flash chromatography, eluting with a gradient of 0-0.5% CH₃OH in CH₂Cl₂, in a yield of 54mg (41.5%) as a light yellow oil. The ¹H NMR was consistent with that of the desired structure.

10



(43)

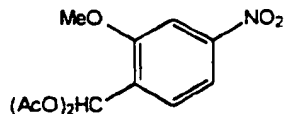
To a solution of 20mg (103μmole) B4 in 1mL CH₂Cl₂ was added 20μL *m*-tolylisocyanate at ambient temperature. After stirring overnight, 43 was isolated in pure form by filtration with an EtOAc/hexanes rinse in a yield of 25mg (74%). ¹H NMR (500MHz, d₆-DMSO) δ 9.06 (s), 8.73 (s), 8.50 (s), 7.89 (s), 7.73 (d), 7.67 (s), 7.42 (d), 7.31 (s), 7.23 (d), 7.18 (t), 6.82 (d), 2.27 (s). R_f 0.28 (5% MeOH/CH₂Cl₂).

20

- 51 -

Example 3

Synthesis of Compound 56

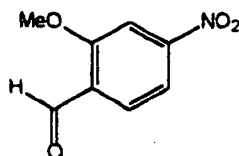


5

C1

C1 (8.14g, 51%) was prepared from 2-methyl-5-nitroanisole (10.0g, 60mmole) in a fashion directly analogous to the preparation of B1 as described above. The ¹H NMR was consistent with that of the desired structure.

10



15

C2

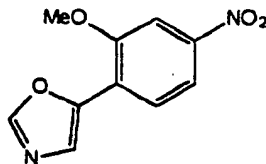
A stirred suspension of C1 (81.94g, 307mmole) in dioxane (100mL) was treated with concentrated HCl (20mL) and heated at reflux overnight. Upon cooling to ambient temperature, the product C2 precipitated as a light yellow crystalline solid in a yield of 40.65g (73.1%). The filtrate was concentrated to a volume of ca. 80mL and a second crop of product crystals was driven from solution by the addition of hexanes, yielding 8.91g (16.0%). Both batches were identical by ¹H NMR and TLC analysis and were consistent with that

20

25

- 52 -

of the desired material. The total yield of C2 was 49.56g (89.1%).



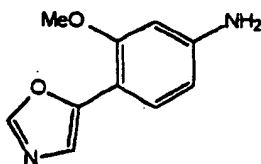
C3

5

A solution of C2 (456mg, 2.51mmole), tosylmethyl isocyanide (490mg, 2.51mmole) and K₂CO₃ (347mg, 251mmole) were dissolved in methanol and heated to reflux for 1.5 hours. The product mixture was then concentrated *in vacuo*, redissolved in CH₂Cl₂, washed with water and brine, dried over Na₂SO₄ and again concentrated *in vacuo*. Purified product C3 was obtained through recrystallization (Et₂O/hexanes) to yield 375mg (68%). The ¹H NMR was consistent with that of the desired structure.

10

15



C4

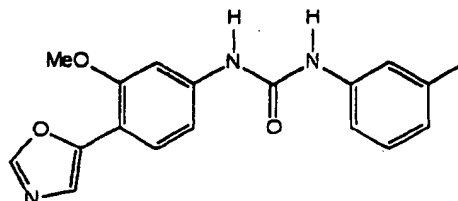
20

A solution of C3 (4.214g, 19.1mmole) in EtOAc (150mL) was treated with 10%Pd/C (1.05g, 25 wt. % of C3) and subjected to 40psi H₂(g) (Parr Hydrogenation Apparatus) overnight. The reaction mixture was filtered and concentrated *in vacuo*. Pure product C4

25

- 53 -

was obtained through flash chromatography, eluting with a gradient of 30-40% EtOAc/hexanes, in a yield of 3.4g (93%). The ^1H NMR was consistent with that of the desired structure.



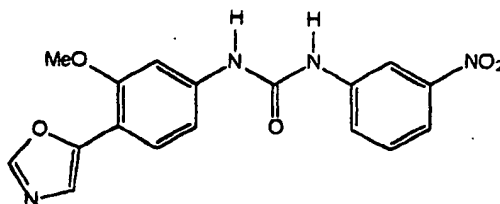
(56)

To a solution of C4 (25mg, 0.131mmole) in CH_2Cl_2 (1mL) was added toll isocyanate (25 μL , 0.197mmole) at ambient temperature. After stirring overnight, 56 was isolated in pure form by filtration with a CH_2Cl_2 rinse in a yield of 42mg (74%). ^1H NMR (500MHz, d_6 -DMSO) δ 8.87 (s), 8.64 (s), 8.37 (s), 7.60 (d), 7.46 (d), 7.42 (s), 7.33 (s), 7.23 (d), 7.16-7.19 (t), 7.05 (dd), 6.80 (d), 3.92 (s), 2.28 (s). R_f 0.46 (5% MeOH/ CH_2Cl_2).

- 54 -

Example 4

Synthesis of Compound 59

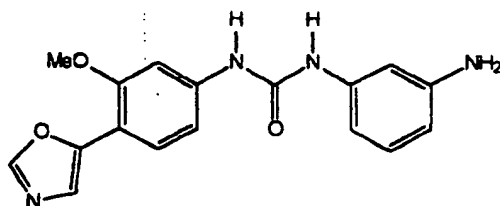


5

D1

To a solution of C4 (75mg, 0.394mmole) in dichloroethane (5mL) was added 3-nitrophenyl isocyanate (97mg, 0.591mmole) at ambient temperature. After stirring overnight, D1 was isolated in pure form by filtration with a CH₂Cl₂ rinse in a yield of 110.3mg (79%). The ¹H NMR was consistent with that of the desired structure.

10



15

(59)

To a stirred suspension of D1 (95mg, 0.268mmole) in EtOH (20mL) was added SnCl₂·2H₂O (302mg, 1.34mmole). The reaction mixture was brought to reflux, at which time dissolution occurred, for 1.5 hours. The solution was cooled to ambient temperature, diluted with EtOAc, washed with 2N NaOH and brine, dried (Na₂SO₄) and concentrated *in vacuo*. Pure product

20

- 55 -

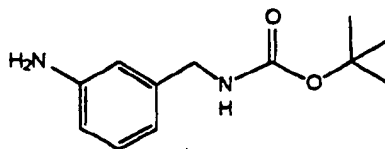
59 was obtained through flash chromatography (eluting with a gradient of 2.5-5% MeOH in CH₂Cl₂), followed by selective crystallization of the desired material from slightly impure fractions in a yield of 15.7mg (18%).

5 ¹H NMR (500MHz, d₆-DMSO) δ 8.83 (s), 8.44 (s), 8.35 (s), 7.59 (d), 7.48 (d), 7.40 (s), 6.97-7.04 (dd), 6.86-6.92 (t), 6.83 (d), 6.54 (dd), 6.20 (dd), 5.05 (br s), 3.92 (s). R_f 0.20 (5% MeOH/CH₂Cl₂).

10

Example 5

Synthesis of Compound 113

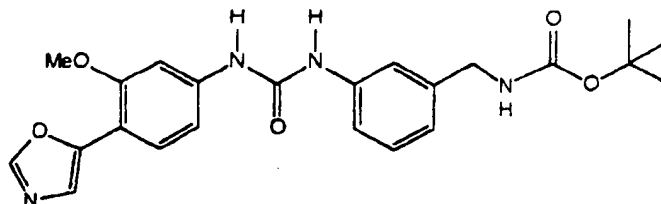


E1

15

A solution of 3-aminobenzylamine (826mg, 6.87mmole) and triethylamine (2.39mL, 17.18mmole) was treated with di-*t*-butyldicarbonate (1.50g, 6.87mmole) and the mixture was stirred at ambient temperature for 20 2 hours. The reaction was then diluted with CH₂Cl₂, washed with NaHCO₃(aq), water and brine, dried (Na₂SO₄) and concentrated *in vacuo*. Pure E1 was obtained by flash chromatography, eluting with 25% EtOAc in hexanes in a yield of 200mg (46%). The ¹H NMR was consistent 25 with that of the desired structure.

- 56 -



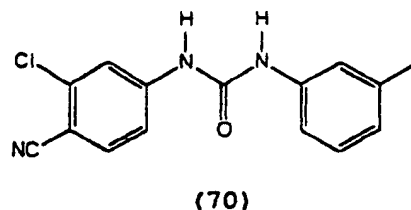
(113)

A solution of C4 (150mg, 0.789mmole) and 1,1-
5 dicarbonylimidazole (160mg, 0.986mmole) were combined
in THF (5mL) and stirred for 6 hours at ambient
temperature. The precipitation of imidazole was noted.
To this was then added E1 (351mg, 1.58mmole) and *N,N*-
10 dimethylaminopyridine (97mg, 0.789mmole) and the
mixture was refluxed overnight, resulting in a
homogenous solution. Upon cooling to ambient
temperature, the reaction was diluted with EtOAc
(20mL), washed with KHSO_4 (aq), water, and brine, dried
(MgSO_4) and concentrated. Pure 113 was obtained
15 through flash chromatography, eluting with a gradient
of 20-30-35% acetone in hexanes in a yield of 164mg
(47%). ^1H NMR (500MHz, d_6 -DMSO) δ 8.90 (s), 8.75 (s),
8.38 (s), 7.60 (d), 7.51 (s), 7.3-7.46 (m), 7.21-7.27
(t), 7.05 (dd), 6.87 (d), 4.12 (d), 3.93 (s), 1.44 (s).
20 R_f 0.21 (5% MeOH/ CH_2Cl_2).

- 57 -

Example 6

Synthesis of Compound 70



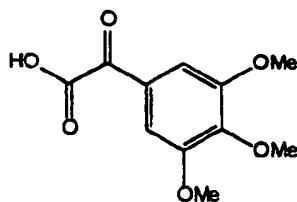
5

A solution of 3-chloro-4-cyanoaniline (500mg, 7.76mmole) and *m*-tolylisocyanate (1.0mL, 3.17mmole) in CH₂Cl₂ (3mL) was stirred overnight at ambient temperature. The reaction mixture was concentrated and pure 70 was obtained through MPLC, eluting with 1% MeOH in CH₂Cl₂, in a yield of 285mg (31%). ¹H NMR (500MHz, d₆-DMSO) δ 9.36 (s), 8.88 (s), 7.94 (s), 7.83 (d), 7.44 (d), 7.30 (s), 7.24 (d), 7.15-7.20 (t), 6.82 (d), 2.29 (s). R_f 0.36 (5% MeOH/CH₂Cl₂).

15

Example 7

Synthesis of Compound 108



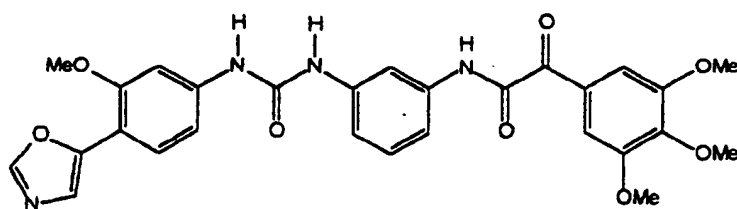
20

To a solution of 3,4,5-trimethoxyacetophenone (9.2g, 43.4 mmol) in pyridine (35mL) was added selenium dioxide (6.3g, 56.7mmol) and the resulting solution was heated at reflux overnight. The reaction mixture was cooled to ambient temperature, filtered through celite

25

- 58 -

and concentrated to yield a dark brown oil which was dissolved into ethyl acetate and washed with 1.0 N HCl and then with saturated NaHCO₃. The basic aqueous layer was diluted with ether and acidified with concentrated HCl. The layers were separated and the organic phase was washed with brine and then dried (Na₂SO₄) to give 8.4 g of a dark yellow solid. Recrystallization of this material from ethyl acetate-hexane then gave **G1** (6.8 g) as a pale yellow solid. The ¹H NMR was consistent with that of the desired structure.



(108)

15

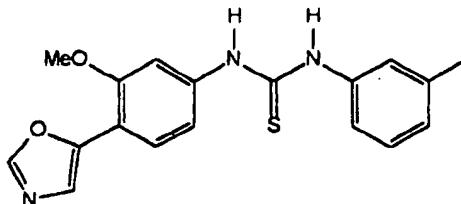
A mixture of **59** (64mg, 0.20mmole), **G1** (300mg, 1.20mmole) and EDC (300mg, 1.6mmole) in THF (5mL) was stirred overnight at ambient temperature. The reaction was diluted with EtOAc (150mL), washed with water, dried (MgSO₄) and concentrated in vacuo. Pure **108** was obtained through MPLC, eluting with a gradient system of 0-1% MeOH in CH₂Cl₂, in a yield of 37.4mg (35%). ¹H NMR (500MHz, d₆-DMSO) δ 9.83 (s), 8.23 (s), 8.18 (s), 7.65 (s), 7.61 (s), 7.35 (d), 7.33 (s), 7.29 (s), 7.27 (s), 7.11 (s), 7.06-7.10 (t), 6.94-6.99 (t), 6.52 (d) 3.68 (s), 3.63 (s), 3.61 (s). R_f 0.26 (5% MeOH/CH₂Cl₂).

25

- 59 -

Example 8

Synthesis of Compound 115



(115)

5

A solution of 59 (300mg, 1.58mmole) and *m*-toll isothiocyanate (2.0mL, 14.7mmole) in CH₂Cl₂ (5mL) was stirred at ambient temperature overnight. To drive the reaction to completion, additional *m*-toll isothiocyanate (1.0mL, 7.4mmole) was added and the mixture was heated to reflux for 3 hours. The reaction was concentrated *in vacuo* and 115 was obtained in pure form through MPLC, eluting with 0-5% EtOAc in CH₂Cl₂, in a yield of 210mg (39%). ¹H NMR (500MHz, d₆-DMSO) δ 7.90 (s), 7.89 (s), 7.82 (s), 7.75 (d), 7.64 (s) 7.44 (s), 7.32-7.37 (t), 7.27 (s), 7.13-7.21 (m), 6.91 (dd), 3.98 (s), 2.40 (s). R_f 0.36 (5% MeOH/CH₂Cl₂).

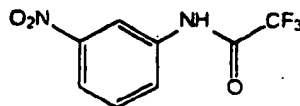
10

15

20

Example 9

Synthesis of Compound 97



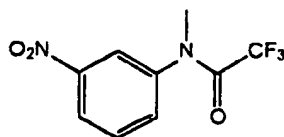
I1

25

A solution of nitroaniline (1.0g, 7.13mmole) in CH₂Cl₂ (25mL) was treated with pyridine (2.9mL,

- 60 -

36mmole) and trifluoroacetic anhydride (5mL, 36mmole) and stirred at ambient temperature for 3 hours. The reaction was diluted further with CH₂Cl₂, washed with 1N HCl and brine, dried (MgSO₄) and concentrated *in vacuo* to yield I1 (1.61g, 95%) as a white solid. The ¹H NMR was consistent with that of the desired structure.



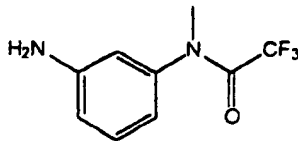
I2

10

To a slurry of NaH (60% oil dispersion; 34 mg, 1.42mmole) in THF (10mL) at 0 °C was added a solution of I1 (200mg, 0.85mmole) in THF (10mL) and the mixture stirred for 1 hour. To this was added methyl iodide (100μL, 1.7mmole) and the mixture was stirred overnight at ambient temperature. The reaction was poured into water and extracted with EtOAc. The organics were separated, dried (MgSO₄) and concentrated *in vacuo*. Pure I2 was obtained through flash chromatography, eluting with 5% EtOAc in hexanes, in a yield of 163mg (66%) as a yellow solid. The ¹H NMR was consistent with that of the desired structure.

15

20



I3

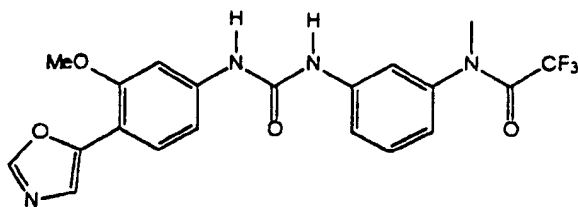
25

A solution of I2 (163mg, 0.66mmole) in ethanol (5mL) was treated with Pd/C (20mg) and

- 61 -

subjected to H₂ (1 atm.) for 3 hours. The reaction was filtered and concentrated in vacuo to yield **I3** (120mg, 84%) as a waxy solid. The ¹H NMR was consistent with that of the desired structure.

5



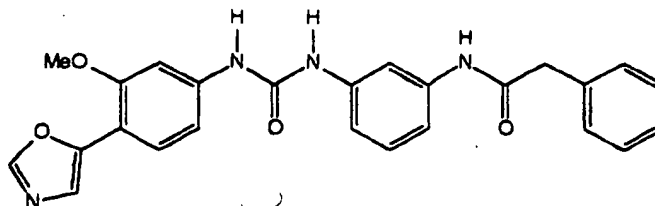
(97)

To a solution of triphosgene (31mg, 0.104mmole) in dichloroethane (1mL) was added in a dropwise fashion a solution of **B4** (50mg, 0.260mmole) and diisopropylethylamine (67mg, 518mmole) in dichloroethane (5mL). The reaction mixture was stirred for an additional 1 hour at ambient temperature, treated with **I3** (50mg, 0.230 mmole) and stirred overnight. The entire reaction mixture was subjected to flash chromatography, eluting with 1% MeOH in CH₂Cl₂, to provide pure **97** in a yield of 8mg (7%). ¹H NMR (500MHz, d₆-DMSO) δ 9.20 (s), 8.98 (s), 8.39 (s), 7.67 (s), 7.63 (d), 7.48 (s), 7.38-7.45 (m), 7.04-7.10 (t), 3.95 (s), 3.31 (s). R_f 0.37 (5% MeOH/CH₂Cl₂).

- 62 -

Example 10

Synthesis of Compound 111



(111)

5

A solution of 59 (50mg, 0.154mmole) and triethylamine (31mg, 0.308mmole) in DMF (0.5mL) was treated in a dropwise fashion with phenylacetyl chloride (25mg, 0.169mmole) and the reaction stirred overnight at ambient temperature. The mixture was diluted with CH₂Cl₂, washed with NaHCO₃(aq) and water, dried over MgSO₄ and concentrated *in vacuo*. Pure 111 was isolated by flash chromatography, eluting with 2% MeOH in CH₂Cl₂, in a yield of 42mg (62%). ¹H NMR

10

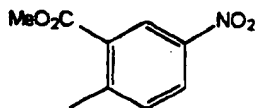
15

(500MHz, d₆-DMSO) δ 10.20(s), 8.90 (s), 8.79 (s), 8.39 (s), 7.88 (s), 7.63 (d), 7.53 (d), 7.44 (s), 7.25-7.40 (m), 7.22 (t), 7.14 (d), 7.05 (dd), 3.96 (s), 3.66 (s). R_f 0.31 (5% MeOH/CH₂Cl₂).

Example 11

Synthesis of Compound 102

20



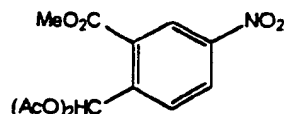
K1

25

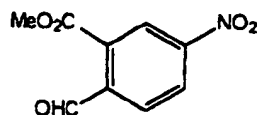
A solution of 2-methyl-5-nitrobenzoic acid (15g, 82.8mmole) in DMF (75mL) was treated with methyl

- 63 -

iodide (6.7mL, 107.64mmole) followed by powdered K_2CO_3 (17.2g, 124.2mmole) (extreme exotherm) and the suspension stirred at ambient temperature overnight. The reaction mixture was partitioned between EtOAc and water, the organics separated and washed with water and brine, dried (Na_2SO_4) and concentrated *in vacuo* to yield **K1** (15.86g, 98%) in pure form as an off-white solid. The 1H NMR was consistent with that of the desired structure.

**K2**

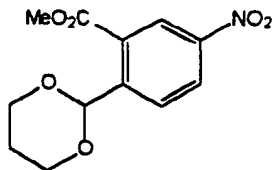
K2 (4.09g, 16.2%) was prepared from **K1** (15.86g, 81.3mmole) in a fashion analogous to the preparation of **B1** as described above. The 1H NMR was consistent with that of the desired structure.

**K3**

A solution of **K2** (2.5g, 8.03mmole) in dioxane (10mL) was treated with conc. HCl (0.5mL) and the mixture was heated to reflux for 2 hours. Additional conc. HCl (0.5mL) was added and the reaction refluxed for 3 hours longer. The mixture was diluted with EtOAc, washed with water and brine, dried (Na_2SO_4) and concentrated *in vacuo*. Pure **K3** was obtained through

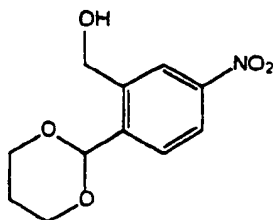
- 64 -

flash chromatography, eluting with a gradient of 20-30-
50% Et₂O in hexanes, in a yield of 1.14g (68%). Also
isolated was 215mg (11.8%) of the hydrated aldehyde.
The ¹H NMRs were consistent with that of the desired
5 structures.



K4

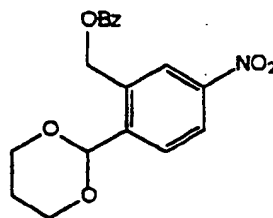
10 A solution of K3 (300mg, 1.43mmole) in
benzene (5mL) was treated with 1,3-propane diol (114μL,
1.573mmole) and *p*-TsOH·H₂O (27mg, 0.14mmole) and the
mixture was refluxed with Dean-Stark removal of water
for 4.5 hours. The reaction was cooled to ambient
15 temperature, partitioned between EtOAc and dilute
NaHCO₃, the organics separated, washed with brine,
dried (Na₂SO₄) and concentrated *in vacuo*. Pure K4 was
obtained through flash chromatography, eluting with a
gradient of 20-25% Et₂O in hexanes, in a yield of
20 324mg (84.5%) as an off-white crystalline solid. The
¹H NMR was consistent with that of the desired
structure.



K5

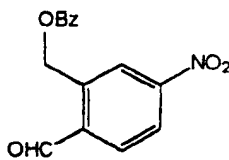
- 65 -

A solution of **K4** (289mg, 1.08mmole) in THF (5mL) at 0 °C was treated dropwise with a solution of DIBAL (1.0M in CH₂Cl₂; 2.7mL, 2.7mmole) and stirred for 40 minutes. The reaction was quenched by addition of saturated Rochelle's salt solution (10mL), diluted with EtOAc and stirred for 30 minutes. The organics were collected, washed with brine, dried (Na₂SO₄) and concentrated *in vacuo* to give 250mg (97%) of **K5** as a white crystalline solid. The ¹H NMR was consistent with that of the desired structure.

**K6**

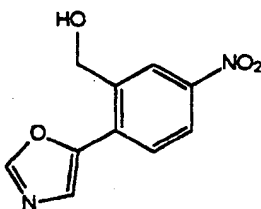
A solution of **K5** (250mg, 1.05mmole) in CH₂Cl₂ (4mL) at 0 °C was treated with pyridine (110μL, 1.37mmole), benzoyl chloride (146μL, 1.26mmole) and 4-DMAP (catalytic), and stirred at ambient temperature overnight. The reaction mixture was diluted with CH₂Cl₂, washed with 0.5N HCl, water and brine, dried (Na₂SO₄) and concentrated *in vacuo*. Pure **K6** was obtained through flash chromatography, eluting with 10% EtOAc in hexanes, in a yield of 340mg (99%) as a white solid. The ¹H NMR was consistent with that of the desired structure.

- 66 -



K7

A solution of **K6** (326mg, 0.99mmole) in
5 dioxane (7mL) was treated with 2.0N HCl (5mL) and the
mixture heated at 80 °C overnight. The reaction mixture
was diluted with EtOAc and washed with saturated
NaHCO₃(aq), water and brine, dried (Na₂SO₄) and
concentrated *in vacuo*. Pure **K7** was obtained through
10 flash chromatography, eluting with 30% Et₂O in hexanes,
in a yield of 208mg (77.5%) as a white solid. The ¹H
NMR was consistent with that of the desired structure.



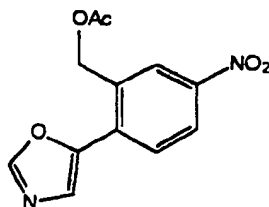
K8

15
20 A solution of **K7** (208mg, 0.729mmole) in MeOH
(6mL) was treated with K₂CO₃ (101mg, 0.765mmole) and
TosMIC (149mg, 0.765mmole) and the solution heated at
60 °C for one hour. The reaction was concentrated *in*
vacuo, redissolved in CH₂Cl₂ and washed with 1.0N NaOH
(diluted with saturated NaHCO₃). The aqueous portion
was back-extracted with CH₂Cl₂, the organics combined
and washed with water and brine, dried (Na₂SO₄) and

- 67 -

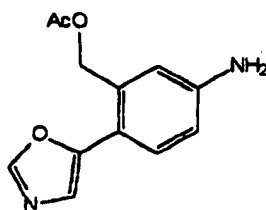
concentrated *in vacuo*. Pure **K8** was obtained through flash chromatography, eluting with a gradient of 10-50% acetone in hexanes, in a yield of 70mg (44%). The ^1H NMR was consistent with that of the desired structure.

5

**K9**

A solution of **K8** (70mg, 0.318) in acetic anhydride (1.5mL) and pyridine (1.0mL) was treated with 4-DMAP (catalytic) and stirred at ambient temperature for 3 hours. The mixture was diluted with CH_2Cl_2 , washed with 1.0N HCl, water and brine, dried (Na_2SO_4) and concentrated *in vacuo* to provide **K9** in a yield of 82mg (98%) as a pale yellow solid. The ^1H NMR was consistent with that of the desired structure.

15

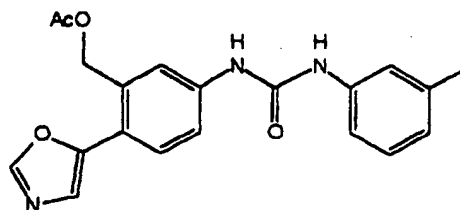
**K10**

20

A solution of **K9** (80mg, 0.305mmole) in dry EtOH (4mL) was treated with $\text{SnCl}_2 \cdot 2\text{H}_2\text{O}$ (241mg,

- 68 -

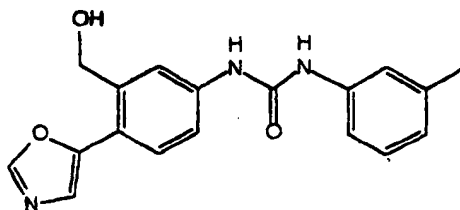
1.07mmole) and the mixture heated at 60 °C for 50 minutes. The reaction was diluted with EtOAc, washed with saturated NaHCO₃, water and brine, dried (Na₂SO₄) and concentrated *in vacuo*. Pure K10 was obtained
5 through flash chromatography, eluting with a gradient of 20-30% acetone in hexanes, in a yield of 52mg (73.4%) as a pale yellow oil. The ¹H NMR was consistent with that of the desired structure.



10

K11

A solution of K10 (52mg, 0.224mmole) in dichloroethane (2mL) was treated with *m*-tolyl isocyanate (43μL, 0.336mmole) and stirred overnight at
15 ambient temperature. The mixture was diluted with CH₂Cl₂:hexanes (2:1), filtered and rinsed with the same solvent system to provide K11 (67mg, 82%) as a white solid. The ¹H NMR was consistent with that of the desired structure.



20

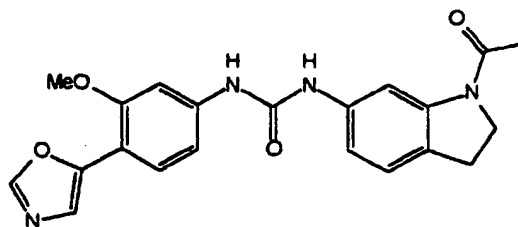
(102)

- 69 -

A solution of K11 (33mg, 0.09mmole) in MeOH (2mL) was treated with 1.0N NaOH (135 μ L, 0.135mmole) and stirred at ambient temperature for 1.5 hours. The reaction was neutralized by addition of 1.0N HCl (135 μ L) and concentrated *in vacuo*. The white solid was rinsed with water and CH₂Cl₂:hexanes (2:1) and dried *in vacuo* to provide 102 (20mg, 68%) as a white solid. ¹H NMR (500MHz, d₆-DMSO) δ 9.29 (s), 9.00 (s), 8.42 (s), 7.69 (s), 7.55 (m), 7.37 (s), 7.33 (s), 7.27 (d), 7.16 (t), 6.80 (d), 5.39 (t), 4.58 (s), 2.28 (s). R_f 0.13 (1:1 hexanes/acetone).

Example 12

Synthesis of Compound 106



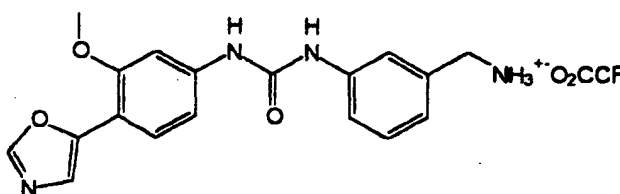
(106)

A solution of C4 (50mg, 0.263mmole) in THF (2mL) was treated with CDI (53mg, 0.330mmole) and stirred at ambient temperature for 4 hours. To this was added 1-acetyl-6-aminoindole (93mg, 0.526mmole, Sigma Chemical Co.) and 4-DMAP (35mg, 0.289mmole) and the mixture refluxed overnight. Diluted with EtOAc (100mL), washed with 5% KHSO₄, water and brine, dried (Na₂SO₄) and concentrated *in vacuo*. Redissolved in EtOAc and filtered to removed insoluble materials and

- 70 -

reconcentrated in vacuo. Pure 106 was obtained through flash chromatography, eluting with a gradient of 50-60% acetone in hexanes, in a yield of 37mg (36%) as a white solid. ¹H NMR (500MHz, d₆-DMSO) δ 8.79 (s), 8.74 (s), 8.37 (s), 8.11 (s), 7.62 (d), 7.47 (s), 7.43 (s), 7.30 (d), 7.13 (d), 7.14 (d), 4.11 (t), 3.94 (s), 3.07 (t), 2.17 (s). R_f 0.14 (1:1 hexanes/acetone).

Example 13

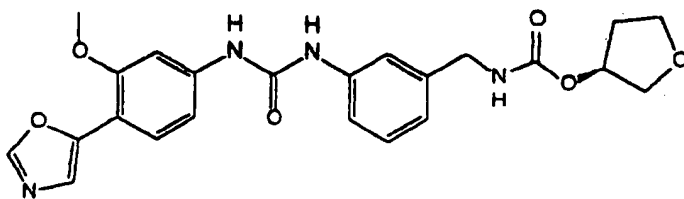


10

(168)

A suspension of 113 (from Example 5) (250mg, 5.76mmol) in CH₂Cl₂ (1mL) was treated in a dropwise fashion at ambient temperature with several equivalents of trifluoroacetic acid and stirred for 90min. The resulting solution was stripped in vacuo and triturated with CH₂Cl₂ and methanol. Pure product 168 was isolated by filtration in a yield of 258mg (99%). The ¹H NMR was consistent with that of the desired product.

20



(120)

A suspension of 168 (250mg, 0.55mmol) in 21mL of CH₂Cl₂/DMF (20:1 by volume) was treated with triethyl

- 71 -

amine (193 μ L, 1.38mmol) and stirred at ambient temperature until homogeneity was reached. The solution was cooled to 0 C, treated with (S) 3-tetrahydrofuranyl-*N*-oxysuccinimidyl carbonate (635mg, 0.608mmol) and allowed to stir overnight with warming to ambient temperature. The mixture was poured into ethyl acetate (500mL), washed with NaHCO₃(aq) (2x), water (2x), and brine(1x), dried over Na₂SO₄ and stripped *in vacuo*. Pure product 120 was isolated by tritration (30mL CH₂Cl₂, 100mL ether) in a yield of 212mg (85%). The ¹H NMR was consistent with that of the desired product.

15

Example 14

IMPDH Activity Inhibition Assay

We measured the inhibition constants of the compounds listed in Table III utilizing the following protocol:

IMPDH dehydrogenase activity was assayed following an adaptation of the method first reported by Magasanik. [Magasanik, B. Moyed, H. S. and Gehring L. B. (1957) J. Biol. Chem. 226, 339]. Enzyme activity was measured spectrophotometrically, by monitoring the increase in absorbance at 340 nm due to the formation of NADH (ϵ_{340} is 6220 M⁻¹ cm⁻¹). The reaction mixture contained 0.1 M Tris pH 8.0, 0.1 M KCl, 3 mM EDTA, 2 mM DTT, 0.1 M IMP and enzyme (IMPDH human type II) at a concentration of 15 to 50 nM. This solution is incubated at 37°C for 10 minutes. The reaction is started by adding NAD to a final concentration of 0.1M and the initial rate is measured by following the

- 72 -

linear increase in absorbance at 340 nm for 10 minutes. For reading in a standard spectrophotometer (path length 1 cm) the final volume in the cuvette is 1.0 ml. The assay has also been adapted to a 96 well microtiter plate format; in this case the concentrations of all the reagents remain the same and the final volume is decreased to 200 μ l.

For the analysis of inhibitors, the compound in question is dissolved in DMSO to a final concentration of 20 mM and added to the initial assay mixture for preincubation with the enzyme at a final volume of 2-5% (v/v). The reaction is started by the addition of NAD, and the initial rates measured as above. K_i determinations are made by measuring the initial velocities in the presence of varying amounts of inhibitor and fitting the data using the tight-binding equations of Henderson (Henderson, P. J. F. (1972) *Biochem. J.* 127, 321].

These results are shown in Table III. K_i values are expressed in nM. Category "A" indicates 0.01 to 50 nM activity, category "B" indicates 51-1000 nM activity, category "C" indicates 1001 to 10,000 nM activity, category "D" indicates greater than 10,000 nM activity. The designation "ND" is used where a given compound was not tested.

- 73 -

Table III

Cmpd #	K _i (nM)	Cmpd #	K _i (nM)	Cmpd #	K _i (nM)
5					
1	C	40	C	78	B
2	C	41	C	79	B
3	B	42	B	80	C
4	D	43	B	81	C
5	C	44	--	82	C
6	C	45	C	83	B
7	B	46	B	84	B
8	C	47	B	85	B
9	C	48	C	86	C
10	C	49	C	87	D
11	C	50	D	88	C
12	C	51	D	89	C
13	C	52	C	90	C
14	C	53	C	91	C
15	C	54	C	92	C
16	C	55	A	93	A
17	B	56	B	94	B
18	C	57	B	95	C
19	C	58	C	96	B
20	C	59	A	97	A
21	C	60	B	98	B
22	C	61	D	99	A
23	C	62	C	100	B
24	B	63	C	101	C
25	C	64	B	102	C
26	C	65	B	103	C
27	C	66	C	104	C
28	C	67	C	105	B
29	D	68	B	106	B
30	C	69	B	107	A
31	D	70	C	108	B
32	D	71	C	109	B
33	D	72	C	110	B
34	C	73	B	111	A
35	C	74	B	112	B
36	C	75	B	113	A
37	C	76	C	114	B
38	D	77	B	115	B
39	D				

- 74 -

Cmpd #	K _i (nM)	Cmpd #	K _i (nM)	Cmpd #	K _i (nM)	Cmpd #	K _i (nM)
116	A	129	A	142	A	155	A
117	B	130	A	143	B	156	A
118	C	131	A	144	B	157	B
119	A	132	A	145	A	158	B
120	A	133	A	146	A	159	A
121	A	134	A	147	A	160	A
122	A	135	A	148	A	161	A
123	A	136	A	149	A	162	A
124	A	137	B	150	A	163	B
125	A	138	A	151	B	164	B
126	A	139	B	152	B	165	A
127	A	140	A	153	A	166	D
128	A	141	A	154	A	167	B
						168	B

Example 15

Anti-Viral Assays

5 The anti-viral efficacy of compounds may be evaluated in various in vitro and in vivo assays. For example, compounds may be tested in in vitro viral replication assays. In vitro assays may employ whole
 10 cells or isolated cellular components. In vivo assays include animal models for viral diseases. Examples of such animal models include, but are not limited to, rodent models for HBV or HCV infection, the Woodchuck model for HBV infection, and chimpanzee model for HCV
 15 infection.

While we have described a number of
 embodiments of this invention, it is apparent that our basic constructions may be altered to provide other
 embodiments which utilize the products and methods of
 20 this invention. Therefore, it will be appreciated that the scope of this invention is to be defined by the appended claims, rather than by the specific

- 75 -

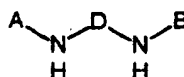
embodiments which have been presented by way of example.

- 76 -

CLAIMS

We claim:

1. A method of inhibiting IMPDH activity in
 5 a mammal comprising the step of administering to said
 mammal a compound of the formula:

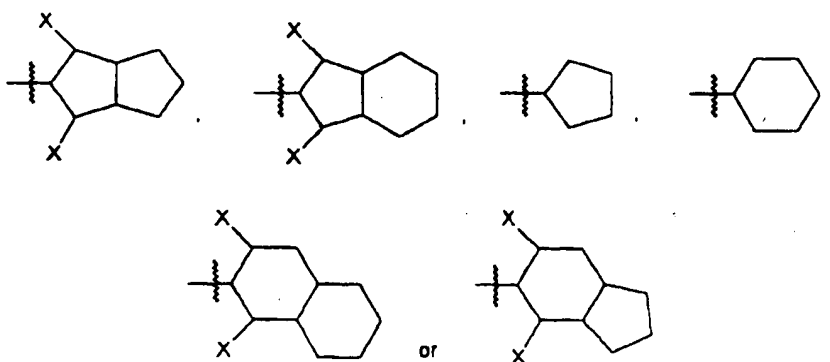


wherein:

A is selected from:

- 10 (C₁-C₆)-straight or branched alkyl, or (C₂-
 C₆)-straight or branched alkenyl or alkynyl; and A
 optionally comprises up to 2 substituents, wherein:
 the first of said substituents, if present,
 is selected from R¹ or R³, and
 15 the second of said substituents, if present,
 is R¹;

- B is a saturated, unsaturated or partially
 saturated monocyclic or bicyclic ring system optionally
 comprising up to 4 heteroatoms selected from N, O, or S
 20 and selected from the formulae:



- wherein each X is the number of hydrogen atoms
 25 necessary to complete proper valence;

- 77 -

and B optionally comprises up to 3 substituents,
wherein:

the first of said substituents, if present,
is selected from R¹, R², R⁴ or R⁵,

5 the second of said substituents, if present,
is selected from R¹ or R⁴, and

the third of said substituents, if present,
is R¹; and

D is selected from C(O), C(S), or S(O)₂;

10 wherein:

each R¹ is independently selected from 1,2-
methylenedioxy, 1,2-ethylenedioxy, R⁶ or (CH₂)_n-Y;

wherein n is 0, 1 or 2; and

Y is selected from halogen, CN, NO₂, CF₃, OCF₃,
15 OH, SR⁶, S(O)R⁶, SO₂R⁶, NH₂, NHR⁶, N(R⁶)₂, NR⁶R⁸, COOH,
COOR⁶ or OR⁶;

each R² is independently selected from (C₁-C₄)-
straight or branched alkyl, or (C₂-C₄)-straight or
branched alkenyl or alkynyl; and each R² optionally
20 comprises up to 2 substituents, wherein:

the first of said substituents, if present,
is selected from R¹, R⁴ and R⁵, and

the second of said substituents, if present,
is R¹;

25 R³ is selected from a monocyclic or a bicyclic
ring system consisting of 5 to 6 members per ring,
wherein said ring system optionally comprises up to 4
heteroatoms selected from N, O, or S, and wherein a CH₂
adjacent to any of said N, O, or S heteroatoms is

- 78 -

optionally substituted with C(O); and each R³ optionally comprises up to 3 substituents, wherein:
the first of said substituents, if present,
is selected from R¹, R², R⁴ or R⁵,

5 the second of said substituents, if present,
is selected from R¹ or R⁴, and

the third of said substituents, if present,
is R¹;

each R⁴ is independently selected from OR⁵,
10 OC(O)R⁶, OC(O)R⁵, OC(O)OR⁶, OC(O)OR⁵, OC(O)N(R⁶)₂,
OP(O)(OR⁶)₂, SR⁶, SR⁵, S(O)R⁶, S(O)R⁵, SO₂R⁶, SO₂R⁵,
SO₂N(R⁶)₂, SO₂NR⁵R⁶, SO₃R⁶, C(O)R⁵, C(O)OR⁵, C(O)R⁶,
C(O)OR⁶, NC(O)C(O)R⁶, NC(O)C(O)R⁵, NC(O)C(O)OR⁶,
NC(O)C(O)N(R⁶)₂, C(O)N(R⁶)₂, C(O)N(OR⁶)R⁶,
15 C(O)N(OR⁶)R⁵, C(NOR⁶)R⁶, C(NOR⁶)R⁵, N(R⁶)₂, NR⁶C(O)R¹,
NR⁶C(O)R⁶, NR⁶C(O)R⁵, NR⁶C(O)OR⁶, NR⁶C(O)OR⁵,
NR⁶C(O)N(R⁶)₂, NR⁶C(O)NR⁵R⁶, NR⁶SO₂R⁶, NR⁶SO₂R⁵,
NR⁶SO₂N(R⁶)₂, NR⁶SO₂NR⁵R⁶, N(OR⁶)R⁶, N(OR⁶)R⁵,
P(O)(OR⁶)N(R⁶)₂, and P(O)(OR⁶)₂;

20 each R⁵ is a monocyclic or a bicyclic ring system
consisting of 5 to 6 members per ring, wherein said
ring system optionally comprises up to 4 heteroatoms
selected from N, O, or S, and wherein a CH₂ adjacent to
said N, O or S maybe substituted with C(O); and each P⁵
25 optionally comprises up to 3 substituents, each of
which, if present, is R¹;

- 79 -

each R⁶ is independently selected from H, (C₁-C₄)-straight or branched alkyl, or (C₂-C₄) straight or branched alkenyl; and

each R⁶ optionally comprises a substituent that is R⁷;

5 R⁷ is a monocyclic or a bicyclic ring system consisting of 5 to 6 members per ring, wherein said ring system optionally comprises up to 4 heteroatoms selected from N, O, or S, and wherein a CH₂ adjacent to said N, O or S maybe substituted with C(O); and each R⁷
10 optionally comprises up to 2 substituents independently chosen from H, (C₁-C₄)-straight or branched alkyl, or (C₂-C₄) straight or branched alkenyl, 1,2-methylenedioxy, 1,2-ethylenedioxy, or (CH₂)_n-Z;

wherein n is 0, 1 or 2; and

15 Z is selected from halogen, CN, NO₂, CF₃, OCF₃, OH, S(C₁-C₄)-alkyl, SO(C₁-C₄)-alkyl, SO₂(C₁-C₄)-alkyl, NH₂, NH(C₁-C₄)-alkyl, N((C₁-C₄)-alkyl)₂, N((C₁-C₄)-alkyl)R⁸, COOH, C(O)O(C₁-C₄)-alkyl or O(C₁-C₄)-alkyl; and

20 R⁸ is an amino protecting group; and

wherein any carbon atom in any A, R² or R⁶ is optionally replaced by O, S, SO, SO₂, NH, or N(C₁-C₄)-alkyl.

25 2. The method according to claim 1, wherein in said compound, B has from 0 to 2 substituents.

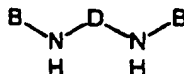
3. The method according to claim 1 or 2, wherein in said compound, B comprises at least a first
30 substituent and wherein said first substituent is R⁵.

- 80 -

4. The method according to claim 3, wherein
in said compound, B is a monocyclic aromatic ring and
said first substituent of B is a monocyclic aromatic
5 ring.

5. A method of inhibiting IMPDH activity in
a mammal comprising the step of administering to said
mammal a compound of the formula:

10



wherein:

D and each B are defined as in claim 1.

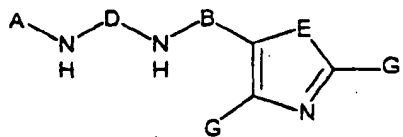
15 6. The method according to claim 5, wherein
in said compound, at least one B has from 0 to 2
substituents.

7. The method according to claim 5 or 6,
20 wherein in said compound, one B comprises at least a
first substituent and wherein said first substituent is
R⁵.

8. The method according to claim 7, wherein
25 in said compound, said B is a monocyclic aromatic ring
and said first substituent of said B is a monocyclic
aromatic ring.

9. A compound of the formula:
30 wherein:

- 81 -

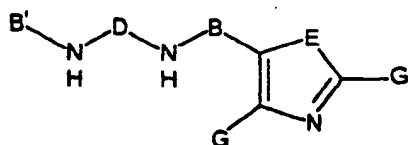


A, D, and B are as defined in claim 1;

E is O or S; and

5 G and G' are independently selected from R¹ or H.

10. A compound of the formula:

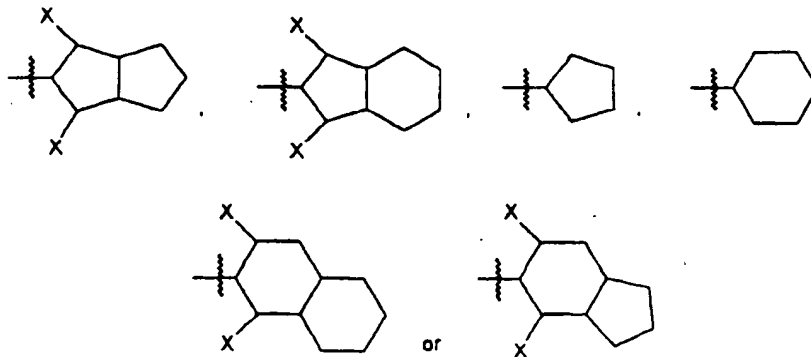


wherein:

10 B and D are as defined in claim 5;

E, G and G' are as defined in claim 9;

B' is a saturated, unsaturated or partially saturated monocyclic or bicyclic ring system optionally comprising up to 4 heteroatoms selected from N, O, or S
 15 and selected from the formulae:



and B' optionally comprises up to 3 substituents,

20 wherein:

- 82 -

the first of said substituents, if present,
is selected from R¹, R², R⁴ or R⁵,

the second of said substituents; if present,
is selected from R¹ or R⁴, and

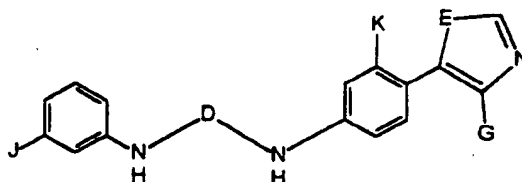
5 the third of said substituents, if present,
is R¹;

wherein X, R¹, R², R⁴ and R⁵ are as defined in claim 5;

wherein if B is unsubstituted phenyl and all of said
substituents present are on B' are R¹, then at least

10 one of said R¹ substituents is not chloro, bromo or
iodo; and wherein B and B' are not simultaneously
unsubstituted phenyl.

11. The compound according to claim 10
15 having the formula:



wherein:

K is selected from R¹ and R⁴; and

J is selected from R¹, R², and R⁴.

20

12. The compound according to claim 11,
wherein D is -C(O)-.

13. The compound according to claim 11,
25 wherein E is oxygen.

14. The compound according to claim 11,
wherein J is NR⁶C(O)R⁵ or NR⁶C(O)R⁶.

- 83 -

15. The compound according to claim 14,
wherein J is $\text{NR}^6\text{C}(\text{O})\text{R}^6$.

5 16. The compound according to claim 15,
wherein J is $\text{N}(\text{CH}_3)\text{C}(\text{O})\text{R}^6$.

17. The compound according to claim 11,
wherein K is $(\text{CH}_2)_n\text{-Y}$.

10

18. The compound according to claim 17,
wherein K is OCH_3 .

19. The compound according to claim 11,
15 wherein G is hydrogen.

20. The compound according to claim 16,
wherein:

20 D is $-\text{C}(\text{O})-$;
E is oxygen;
K is OCH_3 ; and
G is hydrogen.

21. The compound according to claim 11,
25 wherein J is R^2 .

22. The compound according to claim 21,
wherein E is oxygen.

30 23. The compound according to claim 21,
wherein J is R^2 substituted with R^4 .

- 84 -

24. The compound according to claim 23,
wherein R^4 is $NR^6C(O)OR^5$ or $NR^6C(O)OR^6$.

25. The compound according to claim 21,
5 wherein K is $(CH_2)_n-Y$.

26. The compound according to claim 25,
wherein K is OCH_3 .

10 27. The compound according to claim 21,
wherein:

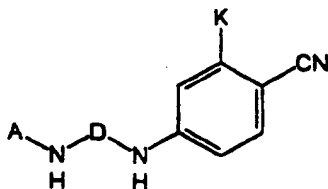
D is $-C(O)-$;

E is oxygen;

K is OCH_3 ; and

15 G is hydrogen.

28. A compound of the formula:



20

wherein K is selected from R^1 and R^4 ; and
A, D, R^1 and R^4 are each independently as defined in
claim 1.

25 29. The compound according to claim 28,
wherein D is $-C(O)-$.

- 85 -

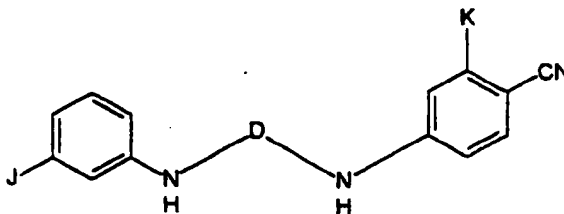
30. The compound according to claim 28,
 wherein A is a monocyclic aromatic ring substituted
 with 1-2 substituents selected from the group
 consisting of $\text{NR}^6\text{C}(\text{O})\text{R}^6$, $\text{NR}^6\text{C}(\text{O})\text{R}^5$, $\text{CH}_2\text{NR}^6\text{C}(\text{O})\text{OR}^6$, and
 5 $\text{CH}_2\text{NR}^6\text{C}(\text{O})\text{OR}^5$.

31. The compound according to claim 30,
 wherein A is a monocyclic aromatic ring substituted
 with 1-2 substituents selected from the group
 10 consisting of $\text{CH}_2\text{NR}^6\text{C}(\text{O})\text{OR}^6$ and $\text{CH}_2\text{NR}^6\text{C}(\text{O})\text{OR}^5$.

32. The compound according to claim 28,
 wherein K is $(\text{CH}_2)_n\text{-Y}$.

15 33. The compound according to claim 32,
 wherein K is OCH_3 .

34. A compound according to the formula:



20 wherein:

D is selected from $\text{C}(\text{O})$, $\text{C}(\text{S})$ and $\text{S}(\text{O})_2$;

K is selected from R^1 and R^4 ; and

J is selected from R^1 , R^2 , and R^4 .

25 35. The compound according to claim 34,
 wherein D is $-\text{C}(\text{O})-$.

- 86 -

36. The compound according to claim 34,
wherein J is $\text{NR}^6\text{C}(\text{O})\text{R}^5$ or $\text{NR}^6\text{C}(\text{O})\text{R}^6$.

5 37. The compound according to claim 34,
wherein K is $(\text{CH}_2)_n\text{-Y}$.

38. The compound according to claim 37,
wherein K is OCH_3 .

10

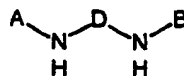
39. The compound according to claim 10
selected from the group consisting of compounds 1-27,
29-31, 39-51, 53-69, 71-86, 88-89, 91-102 and 104-162
in Tables IA, IB and IC.

15

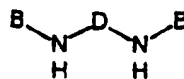
40. The compound according to claim 28
selected from the group consisting of compounds 163-168
in Table IIB.

20

41. A pharmaceutical composition comprising:
a. a compound of the formula:



or



25 in an amount effective to inhibit IMPDH activity,
wherein A, B and D are as defined in claim 1;

b. an additional agent selected from
an immunosuppressant, an anti-cancer agent, an anti-
viral agent, antiinflammatory agent, antifungal agent,

- 87 -

antibiotic, or an anti-vascular hyperproliferation agent;

c. a pharmaceutically acceptable adjuvant.

5

42. The composition according to claim 41, wherein in said compound, at least one B comprises at least a first substituent and wherein said first substituent is R⁵.

10

43. A pharmaceutical composition comprising:

a. a compound according to any one of claims 9 to 40 in an amount effective to inhibit IMPDH activity; and

15

b. a pharmaceutically acceptable adjuvant.

44. The pharmaceutical composition according to claim 43, additionally comprising an additional agent selected from an immunosuppressant, an anti-cancer agent, an anti-viral agent, antiinflammatory agent, antifungal agent, antibiotic, or an anti-vascular hyperproliferation agent.

25

45. A method for treating or preventing IMPDH mediated disease in a mammal comprising the step of administering to said mammal a composition according to claim 41.

30

46. A method for treating or preventing IMPDH mediated disease in a mammal comprising the step of administering to said mammal a composition according to claim 43.

- 88 -

47. The method according to claim 46,
wherein said composition additionally comprises an
agent selected from an immunosuppressant, an anti-
5 cancer agent, an anti-viral agent, antiinflammatory
agent, antifungal agent, antibiotic, or an anti-
vascular hyperproliferation agent

48. The method according to any one of claims
10 45 to 47, wherein said method is used to suppress an
immune response and wherein said additional agent, if
present, is an immunosuppressant.

49. The method according to claim 48,
15 wherein said IMPDH mediated disease is an autoimmune
disease.

50. The method according to any one of
claims 45 to 47, wherein the IMPDH mediated disease is
20 a viral disease and wherein said additional agent, if
present, is an anti-viral agent.

51. The method according to any one of
claims 45 to 47, wherein the IMPDH mediated disease is
25 a vascular disease and wherein said additional agent,
if present, is an anti-vascular hyperproliferation
agent.

52. The method according to any one of
30 claims 45 to 47, wherein the IMPDH mediated disease is
cancer and wherein said additional agent, if present,
is an anti-cancer agent.

- 89 -

53. The method according to any one of claims 45 to 47, wherein the IMPDH mediated disease is an inflammatory disease and wherein said additional agent, if present, is an antiinflammatory agent.

INTERNATIONAL SEARCH REPORT

International Application No
PCT/US 97/06623

A. CLASSIFICATION OF SUBJECT MATTER
IPC 6 C07D263/32 A61K31/42 C07D413/12 C07C275/28 C07C275/34
C07C275/42

According to international Patent Classification (IPC) or to both national classification and IPC

H. FIELDS SEARCHED

Minimum documentation searched (classification system followed by classification symbols)
IPC 6 C07D C07C

Documentation searched other than minimum documentation to the extent that such documents are included in the fields searched

Electronic data base consulted during the international search (name of data base and, where practical, search terms used)

C. DOCUMENTS CONSIDERED TO BE RELEVANT

Category	Citation of document, with indication, where appropriate, of the relevant passages	Relevant to claim No.
A	US 5 380 879 A (ERIC B. SJOGREN) 10 January 1995 cited in the application see column 17-column 23 see column 2, line 20 - line 55 -----	1-53

Further documents are listed in the continuation of box C.

Patent family members are listed in annex.

* Special categories of cited documents :

- *A* document defining the general state of the art which is not considered to be of particular relevance
- *E* earlier document but published on or after the international filing date
- *L* document which may throw doubts on priority claim(s) or which is cited to establish the publication date of another citation or other special reason (as specified)
- *O* document referring to an oral disclosure, use, exhibition or other means
- *P* document published prior to the international filing date but later than the priority date claimed

- *T* later document published after the international filing date or priority date and not in conflict with the application but cited to understand the principle or theory underlying the invention
- *X* document of particular relevance; the claimed invention cannot be considered novel or cannot be considered to involve an inventive step when the document is taken alone
- *Y* document of particular relevance; the claimed invention cannot be considered to involve an inventive step when the document is combined with one or more other such documents, such combination being obvious to a person skilled in the art.
- *A* document member of the same patent family

Date of the actual completion of the international search

24 July 1997

Date of mailing of the international search report

04.08.97

Name and mailing address of the ISA

European Patent Office, P.B. 5818 Patentlaan 2
NL - 2280 HV Rijswijk
Tel. (+ 31-70) 340-2040, Tx. 31 651 epo nl,
Fax: (+ 31-70) 340-3016

Authorized officer

Henry, J

INTERNATIONAL SEARCH REPORT

International application No.

PCT/US 97/06623

Box I Observations where certain claims were found unsearchable (Continuation of item 1 of first sheet)

This International Search Report has not been established in respect of certain claims under Article 17(2)(a) for the following reasons:

1. Claims Nos.:
because they relate to subject matter not required to be searched by this Authority, namely:
Remark: Although claim(s) 1-8, 45-53
is(are) directed to a method of treatment of the human/animal
body, the search has been carried out and based on the alleged
effects of the compound/composition.
2. Claims Nos.:
because they relate to parts of the International Application that do not comply with the prescribed requirements to such
an extent that no meaningful International Search can be carried out, specifically:
In view of the large number of compounds which are defined by the wording
of the claims, the search has been performed on the general idea and
compounds mentioned in the examples of the description.
Claims searched incompletely: 1-53
3. Claims Nos.:
because they are dependent claims and are not drafted in accordance with the second and third sentences of Rule 6.4(a).

Box II Observations where unity of invention is lacking (Continuation of item 2 of first sheet)

This International Searching Authority found multiple inventions in this international application, as follows:

1. As all required additional search fees were timely paid by the applicant, this International Search Report covers all
searchable claims.
2. As all searchable claims could be searched without effort justifying an additional fee, this Authority did not invite payment
of any additional fee.
3. As only some of the required additional search fees were timely paid by the applicant, this International Search Report
covers only those claims for which fees were paid, specifically claims Nos.:
4. No required additional search fees were timely paid by the applicant. Consequently, this International Search Report is
restricted to the invention first mentioned in the claims; it is covered by claims Nos.:

Remark on Protest

- The additional search fees were accompanied by the applicant's protest.
- No protest accompanied the payment of additional search fees.

INTERNATIONAL SEARCH REPORT

Information on patent family members

International Application No

PCT/US 97/06623

Patent document cited in search report	Publication date	Patent family member(s)	Publication date
US 5380879 A	10-01-95	AU 1916995 A	04-09-95
		CA 2183529 A	24-08-95
		CN 1143366 A	19-02-97
		EP 0745074 A	04-12-96
		FI 963219 A	11-10-96
		WO 9522535 A	24-08-95
		US 5441953 A	15-08-95
